RecomAb™ Sm Size

CTNNB1 recombinant monoclonal antibody, clone CTNNB1/2030R

Catalog # RAB08910 Size 20 ug

Applications

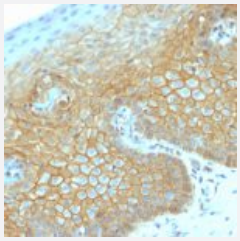

Immunohistochemistry (Formalin/PFA-fixed paraffin-embedded sections)

Immunohistochemical staining of human cervical carcinoma.

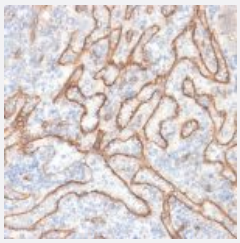

Immunohistochemistry (Formalin/PFA-fixed paraffin-embedded sections)

Immunohistochemical staining of human tonsil.

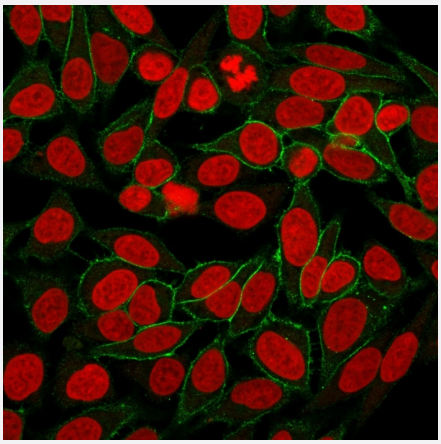

Immunofluorescence

Immunofluorescent staining of HeLa cells followed by goat anti-mouse IgG conjugated to CF488 (green). The nuclear counterstain is Reddot (red).

Copyright © 2023 Abnova Corporation. All Rights Reserved.

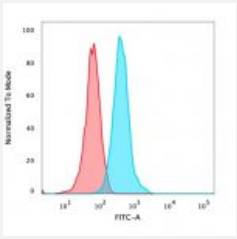

Flow Cytometry

Flow cytometric analysis of HeLa cells. Goat anti-rabbit IgG-CF488 (Blue) ; Isotype Control (Red).



Western Blot (Cell lysate)

Western Blot (cell lysate) analysis of HeLa cell lysate.

Specification

Product Description	Rabbit recombinant monoclonal antibody raised against full length human CTNNB1.
Antibody Species	Rabbit
Immunogen	Recombinant protein corresponding to full-length human CTNNB1.
Reactivity	Human
Form	Liquid
Purification	Protein A purification
Isotype	IgG
Recommend Usage	Flow Cytometry (1-2 ug/million cells) Immunofluorescence (1-2 ug/mL) Immunohistochemistry (Formalin/PFA-fixed paraffin-embedded sections) (1-2 ug/mL) Western Blot (1-2 ug/mL) The optimal working dilution should be determined by the end user.
Storage Buffer	In 10 mM PBS (0.05% BSA and 0.05% azide)
Storage Instruction	Store at 4°C.

Copyright © 2023 Abnova Corporation. All Rights Reserved.

Applications

- Immunohistochemistry (Formalin/PFA-fixed paraffin-embedded sections)

  Immunohistochemical staining of human cervical carcinoma.

- Immunohistochemistry (Formalin/PFA-fixed paraffin-embedded sections)

  Immunohistochemical staining of human tonsil.

- Immunofluorescence

  Immunofluorescent staining of HeLa cells followed by goat anti-mouse IgG conjugated to CF488 (green). The nuclear counterstain is Reddot (red).

- Flow Cytometry

  Flow cytometric analysis of HeLa cells. Goat anti-rabbit IgG-CF488 (Blue) ; Isotype Control (Red).

- Western Blot (Cell lysate)

  Western Blot (cell lysate) analysis of HeLa cell lysate.

Gene Info — CTNNB1

Entrez GeneID	1499
Protein Accession#	P35222
Gene Name	CTNNB1
Gene Alias	CTNNB, DKFZp686D02253, FLJ25606, FLJ37923
Gene Description	catenin (cadherin-associated protein), beta 1, 88kDa
Omim ID	114550 116806 132600 155255
Gene Ontology	Hyperlink
Gene Summary	Beta-catenin is an adherens junction protein. Adherens junctions (AJs; also called the zonula adherens) are critical for the establishment and maintenance of epithelial layers, such as those lining organ surfaces. AJs mediate adhesion between cells, communicate a signal that neighboring cells are present, and anchor the actin cytoskeleton. In serving these roles, AJs regulate normal cell growth and behavior. At several stages of embryogenesis, wound healing, and tumor cell metastasis, cells form and leave epithelia. This process, which involves the disruption and reestablishment of epithelial cell-cell contacts, may be regulated by the disassembly and assembly of AJs. AJs may also function in the transmission of the 'contact inhibition' signal, which instructs cells to stop dividing once an epithelial sheet is complete.[supplied by OMIM

Copyright © 2023 Abnova Corporation. All Rights Reserved.

Other Designations	OTTHUMP00000165222|OTTHUMP00000165223|catenin (cadherin-associated protein), beta 1 (88kD)|catenin beta-1

Pathway

- Adherens junction
- Arrhythmogenic right ventricular cardiomyopathy (ARVC)
- Basal cell carcinoma
- Colorectal cancer
- Endometrial cancer
- Focal adhesion
- Leukocyte transendothelial migration
- Melanogenesis
- Pathogenic Escherichia coli infection - EHEC
- Pathways in cancer
- Prostate cancer
- Thyroid cancer
- Tight junction
- Wnt signaling pathway

Disease

- Adenoma
- Adrenal Cortex Neoplasms
- Alzheimer disease
- Birth Weight
- Breast cancer
- Breast Neoplasms

Copyright © 2023 Abnova Corporation. All Rights Reserved.

- Carcinoma
- Cardiovascular Diseases
- Cell Transformation
- Chromosome Aberrations
- Chromosome Deletion
- Cleft Lip
- Cleft Palate
- Cognition
- Colon cancer
- Colorectal Neoplasms
- Diabetes Mellitus
- Edema
- Endometrial Neoplasms
- Ependymoma
- Esophageal Neoplasms
- Fibroma
- Fibromatosis
- Fractures
- Genetic Predisposition to Disease
- Glioblastoma
- Glioma
- Head and Neck Neoplasms
- Kidney Failure
- Kidney Neoplasms
- Laryngeal Neoplasms
- Leukemia

Copyright © 2023 Abnova Corporation. All Rights Reserved.

- Liver Neoplasms
- Lung Neoplasms
- Meningeal Neoplasms
- Meningioma
- Microsatellite Instability
- Mouth Neoplasms
- Neoplasm Recurrence
- Neoplasms
- Obesity
- Osteoporosis
- Ovarian cancer
- Ovarian Neoplasms
- Pancreatic cancer
- Pancreatic Neoplasms
- Pharyngeal Neoplasms
- Prostatic Neoplasms
- Pulmonary Disease
- Recurrence
- Spinal Fractures
- Stomach Neoplasms
- Urinary Bladder Neoplasms
- Werner syndrome
- Wilms Tumor

Copyright © 2023 Abnova Corporation. All Rights Reserved.