RecomAb™ | *In Vivo* Functional Grade Antibodies

HEL bispecific isotype control antibody, clone HyHEL-10/HEL D1.3

Catalog # RAB07925 Size 5 mg

Applications

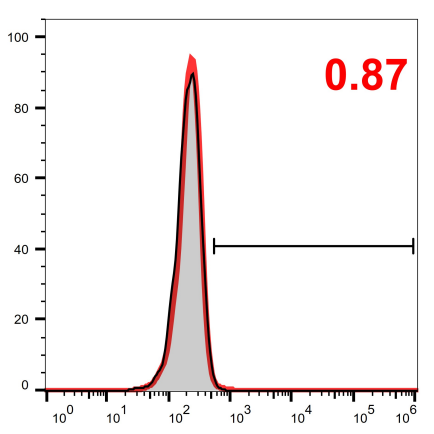

Flow Cytometry

Flow cytometric analysis of HEL bispecific isotype control antibody, clone HyHEL-10/HEL D1.3 (Cat # RAB07925) negative reactivity against mouse B16F10 cell line.

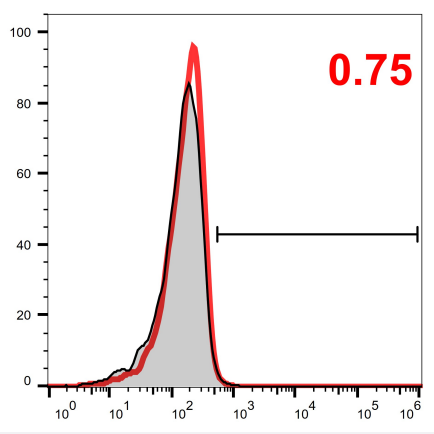

Flow Cytometry

Flow cytometric analysis of HEL bispecific isotype control antibody, clone HyHEL-10/HEL D1.3 (Cat # RAB07925) negative reactivity against human SH-SY5Y cell line.

Copyright © 2023 Abnova Corporation. All Rights Reserved.

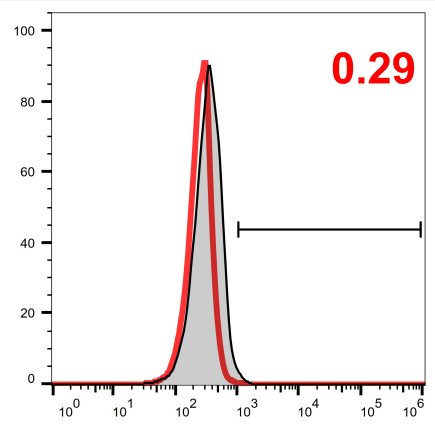

Flow Cytometry

Flow cytometric analysis of HEL bispecific isotype control antibody, clone HyHEL-10/HEL D1.3 (Cat # RAB07925) negative reactivity against mouse EL4 cell line.

Specification

Product Description	HEL bispecific isotype control antibody, clone HyHEL-10/HEL D1.3 targeting mouse HEL (hen egg-white lysozyme) recombinant protein.
Antibody Species	Mouse
Immunogen	Hen egg-white lysozyme (HEL).
Reactivity	Human, Mouse
Preparation Method	Mammalian cell (CHO) expression system
Purification	Protein A
Isotype	Mouse IgG2c-LALAPG, kappa
Concentration	≥ 3 ug/uL
Purity	> 95% by SDS-PAGE under reducing conditions.
Endotoxin Level	< 1 EU per 1 mg of the protein by the LAL method.
Form	Liquid
Storage Buffer	PBS pH 7.4 with no stabilizers or preservatives added
Sterility	0.2 um filtration
Storage Instruction	Store at -20°C. Aliquot to avoid repeated freezing and thawing.

Copyright © 2023 Abnova Corporation. All Rights Reserved.

Applications

- Flow Cytometry

  Flow cytometric analysis of HEL bispecific isotype control antibody, clone HyHEL-10/HEL D1.3 (Cat # RAB07925) negative reactivity against mouse B16F10 cell line.

- Flow Cytometry

  Flow cytometric analysis of HEL bispecific isotype control antibody, clone HyHEL-10/HEL D1.3 (Cat # RAB07925) negative reactivity against human SH-SY5Y cell line.

- Flow Cytometry

  Flow cytometric analysis of HEL bispecific isotype control antibody, clone HyHEL-10/HEL D1.3 (Cat # RAB07925) negative reactivity against mouse EL4 cell line.

- Enzyme-linked Immunoabsorbent Assay

Copyright © 2023 Abnova Corporation. All Rights Reserved.