RecomAb™

CD44 recombinant monoclonal antibody, clone 19H12

Catalog # RAB07744 Size 100 uL

Applications

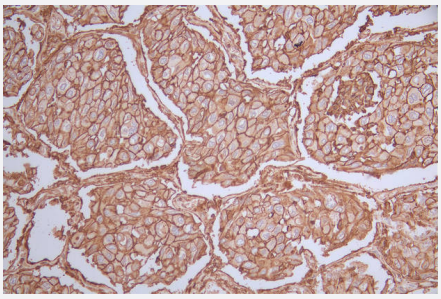

Immunohistochemistry

Immunohistochemistry image of CD44 recombinant monoclonal antibody, clone 19H12 diluted at 1:100 and staining in paraffin-embedded human lung cancer performed on a Leica BondTM system.

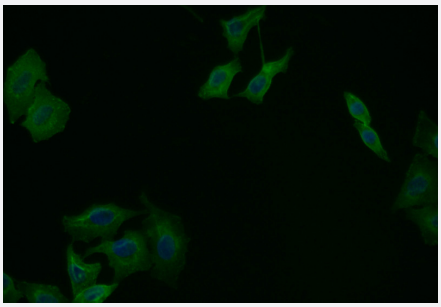

Immunofluorescence

Immunofluorescence staining of Hela Cells with CD44 recombinant monoclonal antibody, clone 19H12 at 1:25, counter-stained with DAPI.

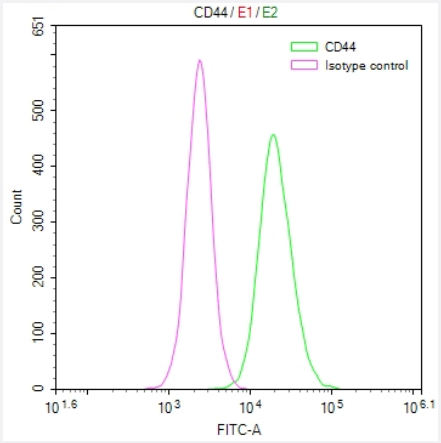

Flow Cytometry

Overlay Peak curve showing Hela cells stained with CD44 recombinant monoclonal antibody, clone 19H12 (red line) at 1:50.

Copyright © 2023 Abnova Corporation. All Rights Reserved.

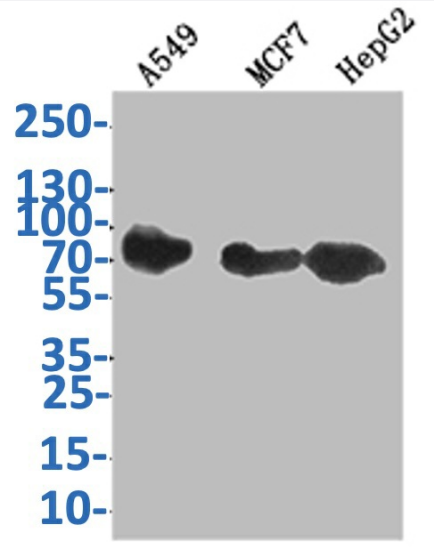

Western Blot

Western Blot analysis of Lane 1: A549 whole cell lysate; Lane 2: MCF-7 whole cell lysate; Lane 3: HepG2 whole cell lysate.

Specification

Product Description	Rabbit recombinant monoclonal antibody raised against human CD44.
Antibody Species	Rabbit
Immunogen	Original antibody is raised against a synthetic peptide corresponding to human CD44.
Theoretical MW (kDa)	Calculated MW: 81
Reactivity	Human
Form	Liquid
Preparation Method	Mammalian cell (HEK293) expression system
Purification	Affinity chromatography purification
Isotype	IgG
Recommend Usage	ELISA Flow Cytometry(1:50-1:200) Immunohistochemistry(1:50-1:200) Immunofluorescence(1:20-1:200) Western Blot(1:500-1:2000) The optimal working dilution should be determined by the end user.
Storage Buffer	In PBS, pH7.4 (150 mM NaCl, 0.02% sodium azide and 50% glycerol)
Storage Instruction	Store at -20°C or -80°C. Aliquot to avoid repeated freezing and thawing.

Copyright © 2023 Abnova Corporation. All Rights Reserved.

Note	This product contains sodium azide: a POISONOUS AND HAZARDOUS SUBSTANCE which shoul d be handled by trained staff only.

Applications

- Immunohistochemistry

  Immunohistochemistry image of CD44 recombinant monoclonal antibody, clone 19H12 diluted at 1:100 and staining in paraffin-embedded human lung cancer performed on a Leica BondTM system.

- Immunofluorescence

  Immunofluorescence staining of Hela Cells with CD44 recombinant monoclonal antibody, clone 19H12 at 1:25, counter-stained with DAPI.

- Flow Cytometry

  Overlay Peak curve showing Hela cells stained with CD44 recombinant monoclonal antibody, clone 19H12 (red line) at 1:50.

- Enzyme-linked Immunoabsorbent Assay

- Western Blot

  Western Blot analysis of Lane 1: A549 whole cell lysate; Lane 2: MCF-7 whole cell lysate; Lane 3: HepG2 whole cell lysate.

Gene Info — CD44

Entrez GeneID	960
Protein Accession#	P16070
Gene Name	CD44
Gene Alias	CDW44, CSPG8, ECMR-III, HCELL, IN, LHR, MC56, MDU2, MDU3, MGC10468, MIC4, MUTCH -I, Pgp1
Gene Description	CD44 molecule (Indian blood group)
Omim ID	107269
Gene Ontology	Hyperlink

Copyright © 2023 Abnova Corporation. All Rights Reserved.

Gene Summary	The protein encoded by this gene is a cell-surface glycoprotein involved in cell-cell interactions, cell adhesion and migration. It is a receptor for hyaluronic acid (HA) and can also interact with other ligands, such as osteopontin, collagens, and matrix metalloproteinases (MMPs). This protein participates in a wide variety of cellular functions including lymphocyte activation, recirculation and homing, hematopoiesis, and tumor metastasis. Transcripts for this gene undergo complex alternative splicing that results in many functionally distinct isoforms, however, the full length nature of some of these variants has not been determined. Alternative splicing is the basis for the structural and functional diversity of this protein, and may be related to tumor metastasis. [provided by RefSeq
Other Designations	CD44 antigen|CD44 antigen (homing function and Indian blood group system)|CDW44 antigen|GP90 lymphocyte homing/adhesion receptor|Hermes antigen|antigen gp90 homing receptor|cell adhesion molecule|cell surface glycoprotein CD44|chondroitin sulfate proteogl

Pathway

- ECM-receptor interaction
- Hematopoietic cell lineage

Disease

- Arthritis
- Breast Neoplasms
- Cardiovascular Diseases
- Cleft Lip
- Cleft Palate
- Craniofacial Abnormalities
- Diabetes Mellitus
- Edema
- Genetic Predisposition to Disease
- Head and Neck Neoplasms
- Heart Defects
- Hepatitis B
- Kidney Failure

Copyright © 2023 Abnova Corporation. All Rights Reserved.

- Mouth Abnormalities
- Neoplasm Recurrence
- Neoplasms
- Ovarian Neoplasms

Copyright © 2023 Abnova Corporation. All Rights Reserved.