Bioactive CellTx™ HuPro®

ERBB2 (Human) Recombinant Protein

Catalog # P10003 Size 100 ug

Applications

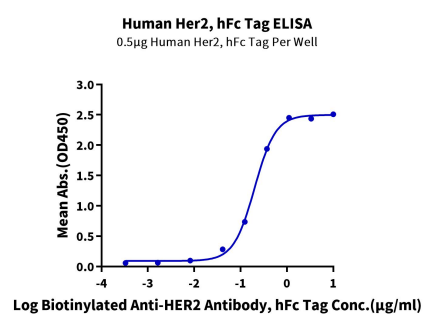

Enzyme-linked Immunoabsorbent Assay

Immobilized Human Her2, hFc Tag at 5ug/ml (100ul/well) on the plate. Dose response curve for Biotinylated Anti-Her2 Antibody , hFc Tag with the EC_{50} of 0.20ug/ml determined by ELISA.

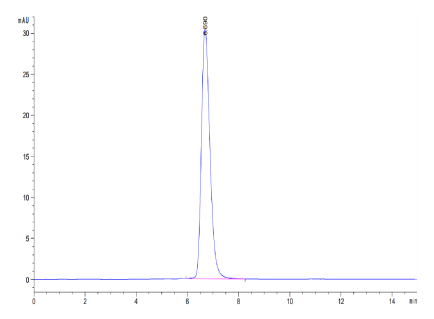

SEC-HPLC

The purity of Human Her2 is greater than 95% as determined by SEC-HPLC.

Copyright © 2023 Abnova Corporation. All Rights Reserved.

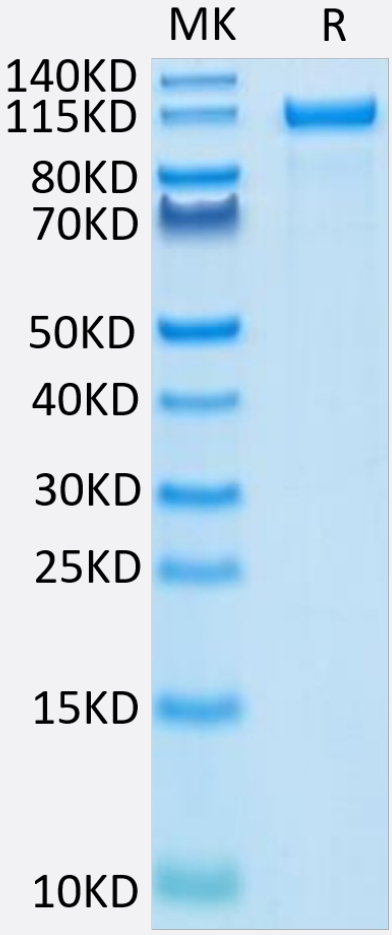

Tris-Bis PAGE

Human Her2 on Tris-Bis PAGE under reduced condition. The purity is greater than 95%.

Specification

Product Description	Human ERBB2 (P04626-1, Thr23-Thr652) partial recombinant protein with hFc tag at C-terminus expressed in HEK293 cells.
Sequence	Thr23-Thr652
Host	Human
Theoretical MW (kDa)	96.1 kDa Due to g
Form	Lyophilized
Preparation Method	Mammalian cell (HEK293) expression system
Purity	> 95% as determined by Tris-Bis PAGE; > 95% as determined by HPLC
Endotoxin Level	< 1 EU per 1 ug of protein (determined by LAL method)

Copyright © 2023 Abnova Corporation. All Rights Reserved.

Quality Control Testing	SEC-HPLC and Tris-Bis PAGE SEC-HPLC The purity of Human Her2 is greater than 95% as determined by SEC-HPLC. Tris-Bis PAGE Human Her2 on Tris-Bis PAGE under reduced condition. The purity is greater than 95%.
Recommend Usage	Biological Activity ELISA Tris-Bis PAGE The optimal working dilution should be determined by the end user.
Storage Buffer	Lyophilized from filtered solution in PBS, pH 7.4 (8% trehalose).
Storage Instruction	After reconstitution with deionized water to a final concentration more than 100 ug/ml, store at 4°C for 1 week. For long term storage, store at -80°C for 1 year. Aliquot to avoid repeated freezing and thawing.

Applications

- Functional Study
- Enzyme-linked Immunoabsorbent Assay

  Immobilized Human Her2, hFc Tag at 5ug/ml (100ul/well) on the plate. Dose response curve for Biotinylated Anti-Her2 Antibody , hFc Tag with the EC_{50} of 0.20ug/ml determined by ELISA.

Gene Info — ERBB2

Entrez GeneID	2064
Protein Accession#	P04626-1
Gene Name	ERBB2
Gene Alias	CD340, HER-2, HER-2/neu, HER2, NEU, NGL, TKR1
Gene Description	v-erb-b2 erythroblastic leukemia viral oncogene homolog 2, neuro/glioblastoma derived oncogene homolog (avian)
Omim ID	137215 137800 164870 211980
Gene Ontology	Hyperlink

Copyright © 2023 Abnova Corporation. All Rights Reserved.

Gene Summary	This gene encodes a member of the epidermal growth factor (EGF) receptor family of receptor tyrosine kinases. This protein has no ligand binding domain of its own and therefore cannot bind growth factors. However, it does bind tightly to other ligand-bound EGF receptor family members to form a heterodimer, stabilizing ligand binding and enhancing kinase-mediated activation of downstream signalling pathways, such as those involving mitogen-activated protein kinase and phosphatidylinositol-3 kinase. Allelic variations at amino acid positions 654 and 655 of isoform a (positions 624 and 625 of isoform b) have been reported, with the most common allele, Ile654/Ile655, shown here. Amplification and/or overexpression of this gene has been reported in numerous cancers, including breast and ovarian tumors. Alternative splicing results in several additional transcript variants, some encoding different isoforms and others that have not been fully characterized. [provided by RefSeq
Other Designations	c-erb B2/neu protein|erbB-2|herstatin|neuroblastoma/glioblastoma derived oncogene homolog|v-erb-b2 avian erythroblastic leukemia viral oncogene homolog 2 (neuro/glioblastoma derived oncogene homolog)

Pathway

- Adherens junction
- Bladder cancer
- Calcium signaling pathway
- Endometrial cancer
- ErbB signaling pathway
- Focal adhesion
- Non-small cell lung cancer
- Pancreatic cancer
- Pathways in cancer
- Prostate cancer

Disease

- Adenocarcinoma
- Ataxia telangiectasia
- Brain Neoplasms
- Breast cancer

Copyright © 2023 Abnova Corporation. All Rights Reserved.

- Breast Neoplasms
- Carcinoma
- Cell Transformation
- Cleft Lip
- Cleft Palate
- Colorectal Neoplasms
- Disease Progression
- Endometrial Neoplasms
- Esophageal Neoplasms
- Fibroadenoma
- Gastritis
- Genetic Predisposition to Disease
- Glioma
- Head and Neck Neoplasms
- Heart Diseases
- Kidney Failure
- Laryngeal Neoplasms
- Lung Neoplasms
- Lymphatic Metastasis
- Mouth Neoplasms
- Neoplasm Invasiveness
- Neoplasm Metastasis
- Neoplasm Recurrence
- Neoplasms
- Obesity
- Ovarian cancer

Copyright © 2023 Abnova Corporation. All Rights Reserved.

- Ovarian Neoplasms
- Pancreatic cancer
- Pancreatic Neoplasms
- Papillomavirus Infections
- Pharyngeal Neoplasms
- Prostate cancer
- Prostatic Hyperplasia
- Prostatic Neoplasms
- Pulmonary Disease
- Skin Neoplasms
- Stomach Neoplasms
- Thyroid Neoplasms
- Tooth Abnormalities
- Urinary Bladder Neoplasms
- Uterine Cervical Neoplasms
- Werner syndrome

Copyright © 2023 Abnova Corporation. All Rights Reserved.