MaxPab®

FGF1 MaxPab rabbit polyclonal antibody (D01)

Catalog # H00002246-D01 Size 100 uL

Applications

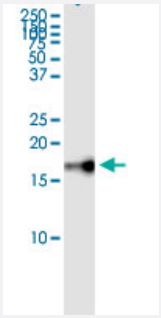

Immunoprecipitation

Immunoprecipitation of FGF1 transfected lysate using anti-FGF1 MaxPab rabbit polyclonal antibody and Protein A Magnetic Bead, and immunoblotted with FGF1 purified MaxPab mouse polyclonal antibody (B01P) (H00002246-B01P).

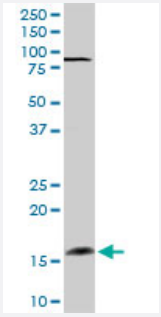

Western Blot (Tissue lysate)

FGF1 MaxPab rabbit polyclonal antibody. Western Blot analysis of FGF1 expression in human placenta.

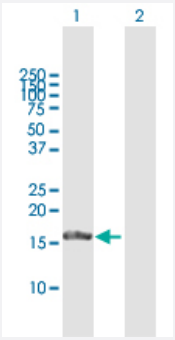

Western Blot (Transfected lysate)

Western Blot analysis of FGF1 expression in transfected 293T cell line (H00002246-T01) by FGF1 MaxPab polyclonal antibody.

Lane 1: FGF1 transfected lysate(17.5 KDa).
Lane 2: Non-transfected lysate.

Specification

Product Description	Rabbit polyclonal antibody raised against a full-length human FGF1 protein.

Copyright © 2023 Abnova Corporation. All Rights Reserved.

Immunogen	FGF1 (NP_000791.1, 1 a.a. ~ 155 a.a) full-length human protein.
Sequence	MAEGEITTFTALTEKFNLPPGNYKKPKLLYCSNGGHFLRILPDGTVDGTRDRSDQHIQLQLSAESV GEVYIKSTETGQYLAMDTDGLLYGSQTPNEECLFLERLEENHYNTYISKKHAEKNWFVGLKKNGSC KRGPRTHYGQKAILFLPLPVSSD
Host	Rabbit
Reactivity	Human
Quality Control Testing	Antibody reactive against mammalian transfected lysate.
Storage Buffer	No additive
Storage Instruction	Store at -20°C or lower. Aliquot to avoid repeated freezing and thawing.

Applications

- Immunoprecipitation

  Immunoprecipitation of FGF1 transfected lysate using anti-FGF1 MaxPab rabbit polyclonal antibody and Protein A Magnetic Bead, and immunoblotted with FGF1 purified MaxPab mouse polyclonal antibody (B01P) (H00002246-B01P).

  Protocol Download

- Western Blot (Tissue lysate)

  FGF1 MaxPab rabbit polyclonal antibody. Western Blot analysis of FGF1 expression in human placenta.

  Protocol Download

- Western Blot (Transfected lysate)

  Western Blot analysis of FGF1 expression in transfected 293T cell line (H00002246-T01) by FGF1 MaxPab polyclonal antibody.

  Lane 1: FGF1 transfected lysate(17.5 KDa).
  Lane 2: Non-transfected lysate.

  Protocol Download

Gene Info — FGF1

Entrez GeneID	2246
GeneBank Accession#	NM_000800
Protein Accession#	NP_000791.1

Copyright © 2023 Abnova Corporation. All Rights Reserved.

Gene Name	FGF1
Gene Alias	AFGF, ECGF, ECGF-beta, ECGFA, ECGFB, FGF-alpha, FGFA, GLIO703, HBGF1
Gene Description	fibroblast growth factor 1 (acidic)
Omim ID	131220
Gene Ontology	Hyperlink
Gene Summary	The protein encoded by this gene is a member of the fibroblast growth factor (FGF) family. FGF family members possess broad mitogenic and cell survival activities, and are involved in a variety of biological processes, including embryonic development, cell growth, morphogenesis, tissue repair, tumor growth and invasion. This protein functions as a modifier of endothelial cell migration and proliferation, as well as an angiogenic factor. It acts as a mitogen for a variety of mesoderm- and neuroectoderm-derived cells in vitro, thus is thought to be involved in organogenesis. Multiple alternatively spliced variants encoding different isoforms have been described. [provided by RefSeq
Other Designations	OTTHUMP00000066028|OTTHUMP00000066030|OTTHUMP00000066031|OTTHUMP00000174675|endothelial cell growth factor, alpha|endothelial cell growth factor, beta|heparin-binding growth factor 1

Pathway

- MAPK signaling pathway
- Melanoma
- Pathways in cancer
- Regulation of actin cytoskeleton

Disease

- Alzheimer disease
- Arthritis
- Cardiovascular Diseases
- Celiac Disease
- Chorioamnionitis
- Cleft Lip

Copyright © 2023 Abnova Corporation. All Rights Reserved.

- Cleft Palate
- Diabetes Complications
- Endometriosis
- Fetal Membranes
- Genetic Predisposition to Disease
- Hepatitis C
- Hyperparathyroidism
- Hypertension
- Intracranial Aneurysm
- Metabolic Syndrome X
- Multiple Sclerosis
- Neoplasms
- Neovascularization
- Obstetric Labor
- Osteoporosis
- Pre-Eclampsia
- Premature Birth
- Schizophrenia

Copyright © 2023 Abnova Corporation. All Rights Reserved.