# ACADVL monoclonal antibody (M01), clone 5D3

Catalog # H00000037-M01 Size 100 ug

## Applications

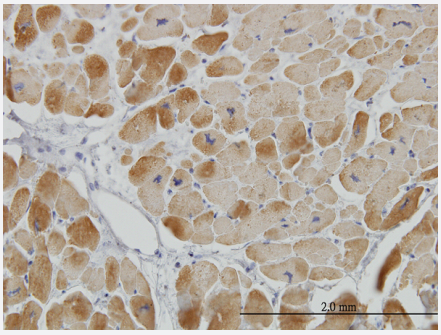


### Immunohistochemistry (Formalin/PFA-fixed paraffin-embedded sections)

Immunoperoxidase of monoclonal antibody to ACADVL on formalin-fixed paraffin-embedded human heart. [antibody concentration 3 ug/ml]

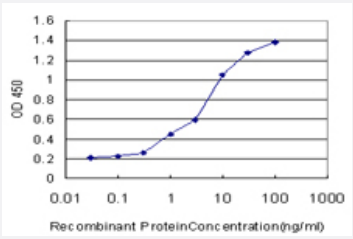


### Sandwich ELISA (Recombinant protein)

Detection limit for recombinant GST tagged ACADVL is approximately 0.03ng/ml as a capture antibody.

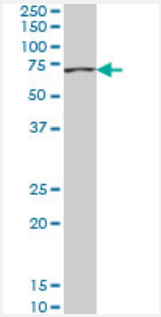


### Western Blot (Cell lysate)

ACADVL monoclonal antibody (M01), clone 5D3 Western Blot analysis of ACADVL expression in Hela S3 NE ( Cat # L013V3 ).

Copyright © 2023 Abnova Corporation. All Rights Reserved.

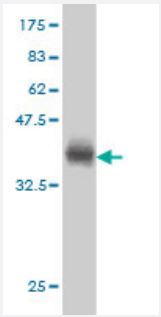


Western Blot detection against Immunogen (35.64 KDa) .

## Specification

| | |
|---|---|
| **Product Description** | Mouse monoclonal antibody raised against a partial recombinant ACADVL. |
| **Immunogen** | ACADVL (NP_000009, 345 a.a. ~ 434 a.a) partial recombinant protein with GST tag. MW of the GST tag alone is 26 KDa. |
| **Sequence** | AAALAGTMRGIIAKAVDHATNRTQFGEKIHNFGLIQEKLARMVMLQYVTESMAYMVSANMDQGATDFQIEAAISKIFGSEAAWKVTDECI |
| **Host** | Mouse |
| **Reactivity** | Human |
| **Interspecies Antigen Sequence** | Mouse (86); Rat (89) |
| **Isotype** | IgG2b Kappa |
| **Quality Control Testing** | Antibody Reactive Against Recombinant Protein.<br>Western Blot detection against Immunogen (35.64 KDa) . |
| **Storage Buffer** | In 1x PBS, pH 7.4 |
| **Storage Instruction** | Store at -20°C or lower. Aliquot to avoid repeated freezing and thawing. |

## Applications

- Immunohistochemistry (Formalin/PFA-fixed paraffin-embedded sections)

  Immunoperoxidase of monoclonal antibody to ACADVL on formalin-fixed paraffin-embedded human heart. [antibody concentration 3 ug/ml]

  Protocol Download

- ELISA

Copyright © 2023 Abnova Corporation. All Rights Reserved.

- Sandwich ELISA (Recombinant protein)

  Detection limit for recombinant GST tagged ACADVL is approximately 0.03ng/ml as a capture antibody.

  Protocol Download

- Western Blot (Cell lysate)

  ACADVL monoclonal antibody (M01), clone 5D3 Western Blot analysis of ACADVL expression in Hela S3 NE ( Cat # L013V3 ).

  Protocol Download

- Western Blot (Recombinant protein)

  Protocol Download

## Gene Info — ACADVL

| | |
|---|---|
| **Entrez GeneID** | 37 |
| **GeneBank Accession#** | NM_000018 |
| **Protein Accession#** | NP_000009 |
| **Gene Name** | ACADVL |
| **Gene Alias** | ACAD6, LCACD, VLCAD |
| **Gene Description** | acyl-Coenzyme A dehydrogenase, very long chain |
| **Omim ID** | 201475 609575 |
| **Gene Ontology** | Hyperlink |
| **Gene Summary** | The protein encoded by this gene is targeted to the inner mitochondrial membrane where it cataly zes the first step of the mitochondrial fatty acid beta-oxidation pathway. This acyl-Coenzyme A de hydrogenase is specific to long-chain and very-long-chain fatty acids. A deficiency in this gene pr oduct reduces myocardial fatty acid beta-oxidation and is associated with cardiomyopathy. Altern ative splicing results in multiple transcript variants encoding different isoforms. [provided by RefS eq |
| **Other Designations** | - |

## Publication Reference

Copyright © 2023 Abnova Corporation. All Rights Reserved.

- ACAD9, a complex I assembly factor with a moonlighting function in fatty acid oxidation deficiencies.

  Nouws J, Te Brinke H, Nijtmans LG, Houten SM.

  Human Molecular Genetics 2014 Mar; 23(5):1311.

  Application: WB-Tr, Human, Fibroblast cells

- Mild mitochondrial uncoupling does not affect mitochondrial biogenesis but downregulates pyruvate carboxylase in adipocytes: role for triglyceride content reduction.

  De Pauw A, Demine S, Tejerina S, Dieu M, Delaive E, Kel A, Renard P, Raes M, Arnould T.

  American Journal of Physiology. Endocrinology and Metabolism 2012 May; 302(9):E1123.

  Application: WB, Mouse, 3T3-L1 preadipocytes

## Pathway

- Fatty acid metabolism
- Metabolic pathways

Copyright © 2023 Abnova Corporation. All Rights Reserved.