RecomAb™ | *In Vivo* Functional Grade Antibodies | Sm Size

AFP recombinant monoclonal antibody

Catalog # RAB09523 Size 50 ug

Applications

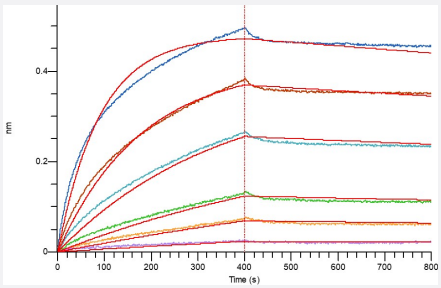

Bio-layer interferometry

Loaded Anti-Human AFP mAb (Cat # RAB09523) on Protein A Biosensor, can bind HLA-A*0201 AFP complex Protein-His with an affinity constant of 1.6 nM as determined in BLI assay.

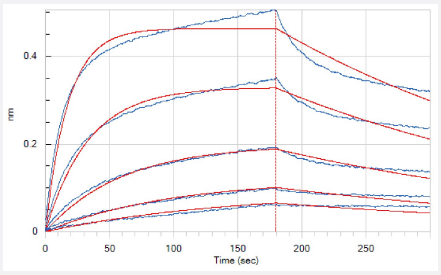

Bio-layer interferometry

Loaded Anti-Human AFP mAb (Cat # RAB09523) on Pro-A Biosensor, can bind Biotinylated Human&Mouse Chimeric HLA-A*0201 AFP complex Protein (C-Avi-10His) with an affinity constant of 0.174 nM as determined in BLI assay.

Copyright © 2023 Abnova Corporation. All Rights Reserved.

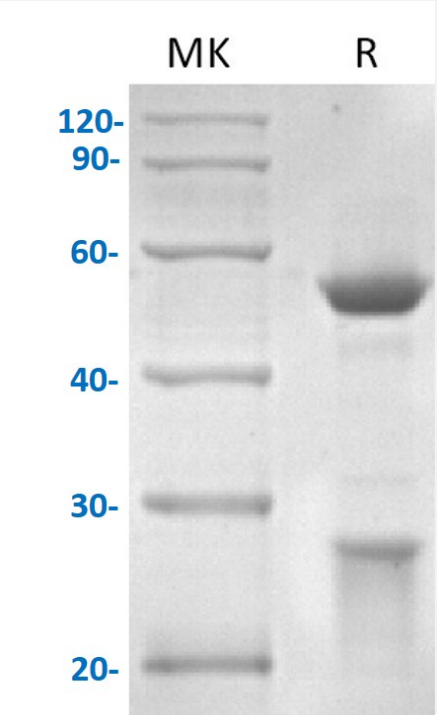

SDS-PAGE

Greater than 95% as determined by reducing SDS-PAGE.

Specification

Product Description	AFP recombinant monoclonal antibody, IgG1 targeting Human Anti-AFP recombinant protein.
Antibody Species	Human
Theoretical MW (kDa)	49.1, 23.3
Reactivity	Human
Form	Liquid
Preparation Method	Mammalian cell expression system
Isotype	Human IgG1
Purity	≥ 95% by SDS-PAGE
Endotoxin Level	< 1 EU per 1 ug of the protein by the LAL method.
Form	Liquid
Isotype	IgG1
Storage Buffer	In PBS, pH 7.4
Sterility	0.2 um filtration
Storage Instruction	Store at -20°C, stable for 12 months after receipt. Aliquot to avoid repeated freezing and thawing.

Copyright © 2023 Abnova Corporation. All Rights Reserved.

Applications

- Bio-layer interferometry

  Loaded Anti-Human AFP mAb (Cat # RAB09523) on Protein A Biosensor, can bind HLA-A*0201 AFP complex Protein-His with an affinity constant of 1.6 nM as determined in BLI assay.

- Bio-layer interferometry

  Loaded Anti-Human AFP mAb (Cat # RAB09523) on Pro-A Biosensor, can bind Biotinylated Human&Mouse Chimeric HLA-A*0201 AFP complex Protein (C-Avi-10His) with an affinity constant of 0.174 nM as determined in BLI assay.

Gene Info — AFP

Entrez GeneID	174
Protein Accession#	P02771
Gene Name	AFP
Gene Alias	FETA, HPAFP
Gene Description	alpha-fetoprotein
Omim ID	104150
Gene Ontology	Hyperlink
Gene Summary	This gene encodes alpha-fetoprotein, a major plasma protein produced by the yolk sac and the liver during fetal life. Alpha-fetoprotein expression in adults is often associated with hepatoma or teratoma. However, hereditary persistance of alpha-fetoprotein may also be found in individuals with no obvious pathology. The protein is thought to be the fetal counterpart of serum albumin, and the alpha-fetoprotein and albumin genes are present in tandem in the same transcriptional orientation on chromosome 4. Alpha-fetoprotein is found in monomeric as well as dimeric and trimeric forms, and binds copper, nickel, fatty acids and bilirubin. The level of alpha-fetoprotein in amniotic fluid is used to measure renal loss of protein to screen for spina bifida and anencephaly. [provided by RefSeq
Other Designations	OTTHUMP00000160480|alpha-1-fetoprotein|alpha-fetoglobulin

Disease

- Carcinoma
- Liver Cirrhosis

Copyright © 2023 Abnova Corporation. All Rights Reserved.

- Liver Neoplasms

Copyright © 2023 Abnova Corporation. All Rights Reserved.