RecomAb™

SQSTM1 recombinant monoclonal antibody, clone R06-9J2

Catalog # RAB01896 Size 100 uL

Applications

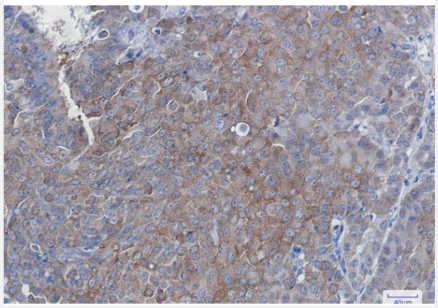

Immunohistochemistry (Formalin/PFA-fixed paraffin-embedded sections)

Immunohistochemical staining (Formalin-fixed paraffin-embedded sections) of human breast cancer with SQSTM1 recombinant monoclonal antibody, clone R06-9J2 (Cat # RAB01896).

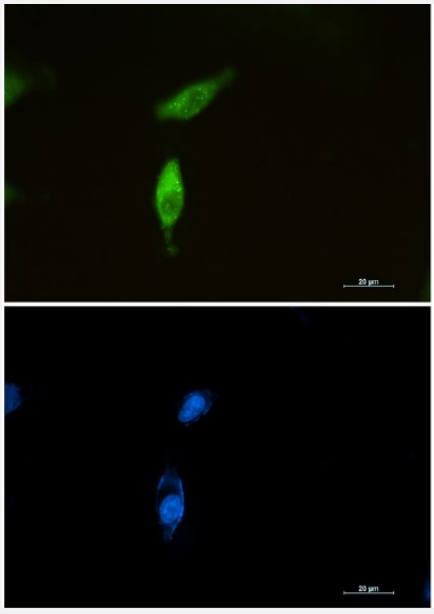

Immunocytochemistry

Immunocytochemistry staining of U87-MG cells with SQSTM1 recombinant monoclonal antibody, clone R06-9J2 (Cat # RAB01896).

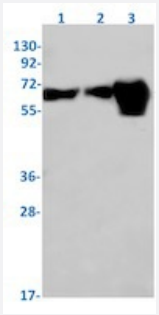

Western Blot

Western blot analysis of Lane1: K562, Lane2: 3T3 and Lane3: Hela lysates with SQSTM1 recombinant monoclonal antibody, clone R06-9J2 (Cat # RAB01896).

Copyright © 2023 Abnova Corporation. All Rights Reserved.

Specification

Product Description	Rabbit recombinant monoclonal antibody raised against human SQSTM1.
Antibody Species	Rabbit
Immunogen	Original antibody is raised against recombinant protein corresponding to human SQSTM1.
Theoretical MW (kDa)	Calculated MW: 48 kD
Reactivity	Human, Mouse
Form	Liquid
Preparation Method	Mammalian cell (CHO) expression system
Purification	Affinity purification
Isotype	IgG
Recommend Usage	Immunofluorescence (1:50-1:200) Immunohistochemistry (1:50-1:100) Immunoprecipitation (1:20) Western Blot (1:500-1:1000) The optimal working dilution should be determined by the end user.
Storage Buffer	In 50 mM Tris-Glycine pH 7.4 (0.15 M NaCl, 40% Glycerol, 0.01% Sodium azide and 0.05% BSA).
Storage Instruction	Store at -20 °C. Aliquot to avoid repeated freezing and thawing.
Note	This product contains sodium azide: a POISONOUS AND HAZARDOUS SUBSTANCE which shoul d be handled by trained staff only.

Applications

- Immunohistochemistry (Formalin/PFA-fixed paraffin-embedded sections)

  Immunohistochemical staining (Formalin-fixed paraffin-embedded sections) of human breast cancer with SQSTM1 recombinant monoclonal antibody, clone R06-9J2 (Cat # RAB01896).

- Immunohistochemistry

- Immunofluorescence

Copyright © 2023 Abnova Corporation. All Rights Reserved.

- Immunocytochemistry

  Immunocytochemistry staining of U87-MG cells with SQSTM1 recombinant monoclonal antibody, clone R06-9J2 (Cat # RAB01896).

- Immunoprecipitation

- Western Blot

  Western blot analysis of Lane1: K562, Lane2: 3T3 and Lane3: Hela lysates with SQSTM1 recombinant monoclonal antibody, clone R06-9J2 (Cat # RAB01896).

Gene Info — SQSTM1

Entrez GeneID	8878
Protein Accession#	Q13501
Gene Name	SQSTM1
Gene Alias	A170, OSIL, PDB3, ZIP3, p60, p62, p62B
Gene Description	sequestosome 1
Omim ID	601530 602080
Gene Ontology	Hyperlink
Gene Summary	This gene encodes a multifunctional protein that binds ubiquitin and regulates activation of the nuc lear factor kappa-B (NF-kB) signaling pathway. The protein functions as a scaffolding/adaptor pro tein in concert with TNF receptor-associated factor 6 to mediate activation of NF-kB in response t o upstream signals. Alternatively spliced transcript variants encoding either the same or different i soforms have been identified for this gene. Mutations in this gene result in sporadic and familial P aget disease of bone. [provided by RefSeq
Other Designations	EBI3-associated protein p60|Paget disease of bone 3|oxidative stress induced like|phosphotyros ine independent ligand for the Lck SH2 domain p62|ubiquitin-binding protein p62

Disease

- Genetic Predisposition to Disease
- Multiple System Atrophy
- Osteitis Deformans

Copyright © 2023 Abnova Corporation. All Rights Reserved.

- Tobacco Use Disorder

Copyright © 2023 Abnova Corporation. All Rights Reserved.