Bioactive CellTx™ HuPro®

FLT3LG (Human) Recombinant Protein

Catalog # P9789 Size 100 ug

Applications

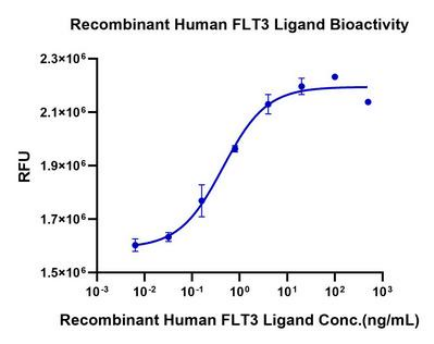

Enzyme-linked Immunoabsorbent Assay

Immobilized Human FLT3 Ligand, His Tag at 1 ug/mL (100 uL/Well) on the plate. Dose response curve for Human FLT3, hFc Tag with the EC50 of 13.4 ng/mL determined by ELISA (QC Test).

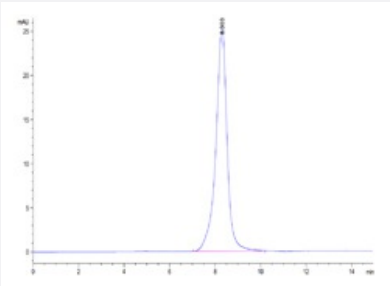

SEC-HPLC

The purity of Human FLT3 Ligand is greater than 95% as determined by SEC-HPLC.

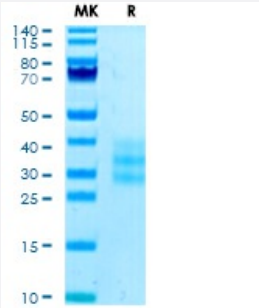

Tris-Bis PAGE

Human FLT3 Ligand on Tris-Bis PAGE under reduced condition. The purity is greater than 95%.

Specification

Copyright © 2023 Abnova Corporation. All Rights Reserved.

Product Description	Human FLT3LG (P49771-1, Thr27-Pro185) partial recombinant protein with His tag at C-Terminus expressed in HEK293 cells.
Sequence	Thr27-Pro185
Host	Human
Theoretical MW (kDa)	19.1
Form	Lyophilized
Preparation Method	Mammalian cell (HEK293) expression system
Quality Control Testing	SEC-HPLC and Tris-Bis PAGE SEC-HPLC The purity of Human FLT3 Ligand is greater than 95% as determined by SEC-HPLC. Tris-Bis PAGE Human FLT3 Ligand on Tris-Bis PAGE under reduced condition. The purity is greater than 95%.
Recommend Usage	Biological Activity ELISA SDS-PAGE The optimal working dilution should be determined by the end user.
Storage Buffer	Lyophilized from sterile distilled Water is > 100 ug/mL
Storage Instruction	Store at 2°C to 8°C for 1 week. For long term storage, aliquot and store at -20°C to -80°C. Aliquot to avoid repeated freezing and thawing.
Note	Result of bioactivity analysis

Applications

- Functional Study
- Enzyme-linked Immunoabsorbent Assay

  Immobilized Human FLT3 Ligand, His Tag at 1 ug/mL (100 uL/Well) on the plate. Dose response curve for Human FLT3, hFc Tag with the EC50 of 13.4 ng/mL determined by ELISA (QC Test).
- SDS-PAGE

Gene Info — FLT3LG

Entrez GeneID	2323

Copyright © 2023 Abnova Corporation. All Rights Reserved.

Protein Accession#	P49771-1
Gene Name	FLT3LG
Gene Alias	FL
Gene Description	fms-related tyrosine kinase 3 ligand
Omim ID	600007
Gene Ontology	Hyperlink
Other Designations	-

Pathway

- Cytokine-cytokine receptor interaction
- Hematopoietic cell lineage
- Pathways in cancer

Disease

- Genetic Predisposition to Disease
- Ovarian Neoplasms

Copyright © 2023 Abnova Corporation. All Rights Reserved.