Bioactive HuPro®

OSM (Human) Recombinant Protein (Biotin)

Catalog # P10478 Size 100 ug

Applications

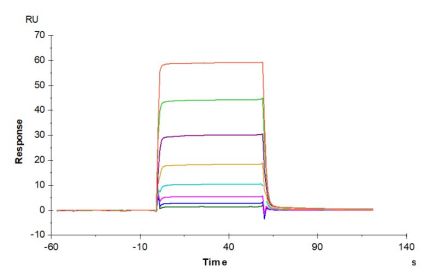

Surface Plasmon Resonance

Human LIF R, His Tag immobilized on CM5 Chip can bind Biotinylated Human Oncostatin M, His Tag with an affinity constant of 0.94 uM as determined in SPR assay (Biacore T200).

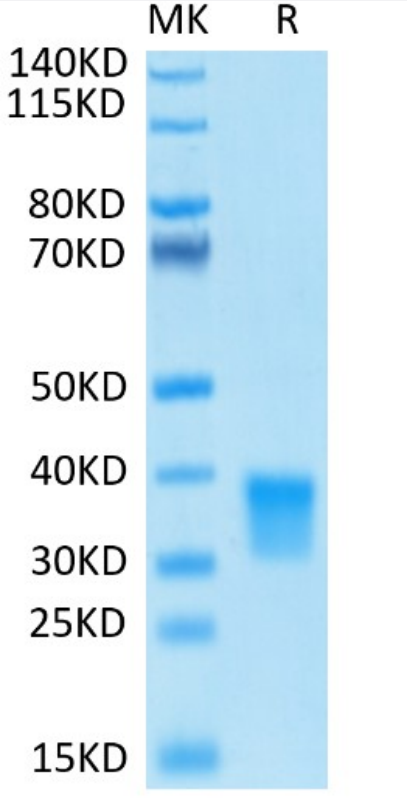

Tris-Bis PAGE

Biotinylated OSM on Bis-Tris PAGE under reduced conditions. The purity is greater than 95%.

Copyright © 2023 Abnova Corporation. All Rights Reserved.

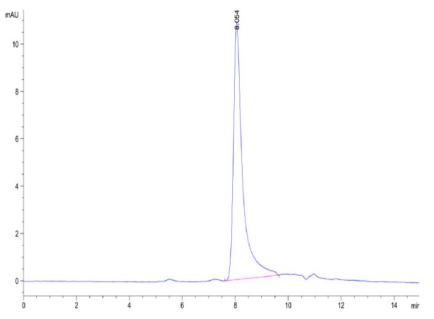

SEC-HPLC

The purity of Biotinylated OSM is greater than 95% as determined by SEC-HPLC.

Specification

Product Description	Human OSM (P13725, Ala26-Arg221) partial recombinant protein with His-Avi tag at the C-Terminus expressed in HEK293 cells.
Sequence	Ala26-Arg221
Host	Human
Theoretical MW (kDa)	25.1
Reactivity	Human
Form	Lyophilized
Conjugation	Biotin
Preparation Method	Mammalian cell (HEK293) expression system
Purity	> 95% by Tris-Bis PAGE > 95% by HPLC
Endotoxin Level	< 0.1 EU per 1 ug as determined by the LAL method.
Activity	The affinity constant was 0.94 uM, determined by SPR assay.
Recommend Usage	Biological Activity Tris-Bis PAGE SEC-HPLC SPR The optimal working dilution should be determined by the end user.
Storage Buffer	Lyophilized from 0.22 um filtered solution in PBS, pH 7.4. (8% trehalose).
Storage Instruction	Store at -20°C for 12 months. After reconstitution, store at 4°C for 2-7 days, or store at -80°C for 3-6 months. Aliquot to avoid repeated freezing and thawing.
Note	Please use within one month after protein reconstitution.

Copyright © 2023 Abnova Corporation. All Rights Reserved.

Applications

- Functional Study
- Surface Plasmon Resonance

  Human LIF R, His Tag immobilized on CM5 Chip can bind Biotinylated Human Oncostatin M, His Tag with an affinity constant of 0.94 uM as determined in SPR assay (Biacore T200).

Gene Info — OSM

Entrez GeneID	5008
Protein Accession#	P13725
Gene Name	OSM
Gene Alias	MGC20461
Gene Description	oncostatin M
Omim ID	165095
Gene Ontology	Hyperlink
Gene Summary	Oncostatin M is a member of a cytokine family that includes leukemia-inhibitory factor, granulocyte colony-stimulating factor, and interleukin 6. This gene encodes a growth regulator which inhibits the proliferation of a number of tumor cell lines. It regulates cytokine production, including IL-6, G-CSF and GM-CSF from endothelial cells. [provided by RefSeq
Other Designations	-

Pathway

- Cytokine-cytokine receptor interaction
- Jak-STAT signaling pathway

Disease

- Cardiovascular Diseases
- Diabetes Mellitus

Copyright © 2023 Abnova Corporation. All Rights Reserved.

- Edema
- Genetic Predisposition to Disease
- Mental Disorders

Copyright © 2023 Abnova Corporation. All Rights Reserved.