Bioactive CellTx™ HuPro®

IL2RA (Human) Recombinant Protein (Biotin)

Catalog # P10378 Size 100 ug

Applications

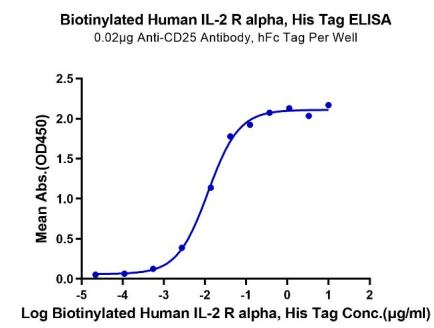

Enzyme-linked Immunoabsorbent Assay

Immobilized Anti-CD25 Antibody, hFc Tag at 0.2 ug/mL (100 uL/well) on the plate. Dose response curve for Biotinylated Human IL-2 R alpha, His Tag with the EC_{50} of 11.9 ng/mL determined by ELISA.

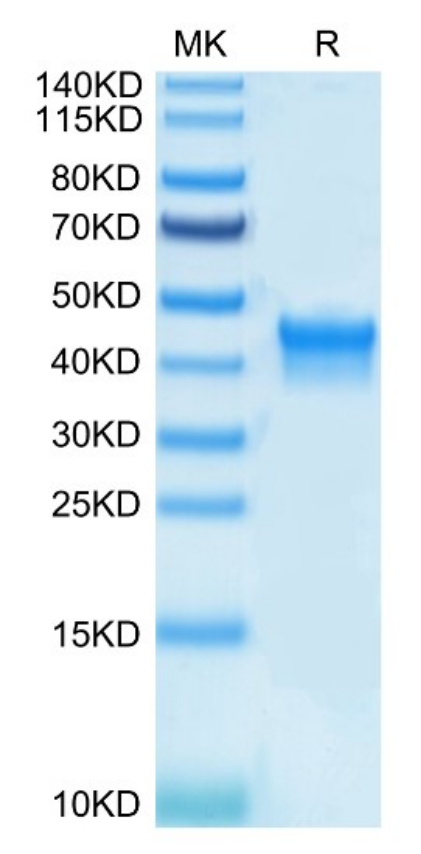

Tris-Bis PAGE

Biotinylated Human IL2RA on Bis-Tris PAGE under reduced condition. The purity is greater than 95%.

Copyright © 2023 Abnova Corporation. All Rights Reserved.

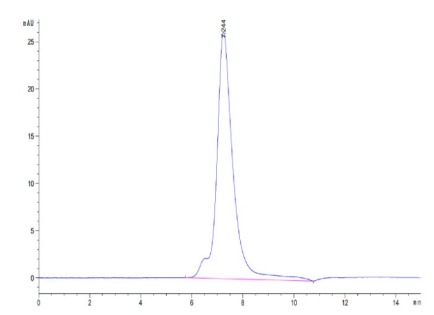

SEC-HPLC

The purity of Biotinylated Human IL2RA is greater than 95% as determined by SEC-HPLC.

Specification

Product Description	Human IL2RA (P01589, Glu22-Cys213) partial recombinant protein with His-Avi tag at the C-Terminus expressed in HEK293 cells.
Sequence	Glu22-Cys213
Host	Human
Theoretical MW (kDa)	24.6
Reactivity	Human
Form	Lyophilized
Conjugation	Biotin
Preparation Method	Mammalian cell (HEK293) expression system
Purity	> 95% by Tris-Bis PAGE > 95% by HPLC
Endotoxin Level	< 0.1 EU per 1 ug as determined by the LAL method.
Activity	The EC_{50} was 11.9 ng/mL, measured by ELISA at 0.2 ug/mL.
Recommend Usage	Biological Activity ELISA Tris-Bis PAGE SEC-HPLC The optimal working dilution should be determined by the end user.
Storage Buffer	Lyophilized from 0.22 um filtered solution in PBS, pH 7.4. (8% trehalose).
Storage Instruction	Store at -20°C for 12 months. After reconstitution, store at 4°C for 2-7 days, or store at -80°C for 3-6 months. Aliquot to avoid repeated freezing and thawing.
Note	Please use within one month after protein reconstitution.

Copyright © 2023 Abnova Corporation. All Rights Reserved.

Applications

- Functional Study
- Enzyme-linked Immunoabsorbent Assay

  Immobilized Anti-CD25 Antibody, hFc Tag at 0.2 ug/mL (100 uL/well) on the plate. Dose response curve for Biotinylated Human IL-2 R alpha, His Tag with the EC_{50} of 11.9 ng/mL determined by ELISA.

Gene Info — IL2RA

Entrez GeneID	3559
Protein Accession#	P01589
Gene Name	IL2RA
Gene Alias	CD25, IDDM10, IL2R, TCGFR
Gene Description	interleukin 2 receptor, alpha
Omim ID	147730 601942
Gene Ontology	Hyperlink
Gene Summary	The interleukin 2 (IL2) receptor alpha (IL2RA) and beta (IL2RB) chains, together with the common gamma chain (IL2RG), constitute the high-affinity IL2 receptor. Homodimeric alpha chains (IL2RA) result in low-affinity receptor, while homodimeric beta (IL2RB) chains produce a medium-affinity r eceptor. Normally an integral-membrane protein, soluble IL2RA has been isolated and determine d to result from extracellular proteolyisis. Alternately-spliced IL2RA mRNAs have been isolated, b ut the significance of each is presently unknown. [provided by RefSeq
Other Designations	Interleukin-2 receptor|OTTHUMP00000019030|OTTHUMP00000044870|interleukin 2 receptor, al pha chain

Pathway

- Cytokine-cytokine receptor interaction
- Endocytosis
- Hematopoietic cell lineage
- Jak-STAT signaling pathway

Copyright © 2023 Abnova Corporation. All Rights Reserved.

Disease

- Acquired Immunodeficiency Syndrome
- Addison Disease
- Alopecia Areata
- Alzheimer Disease
- Arthritis
- Asthma
- Atrial Fibrillation
- Autoimmune Diseases
- Bronchiolitis
- Carcinoma
- Cardiovascular Diseases
- Celiac Disease
- Chorioamnionitis
- Colitis
- Connective Tissue Diseases
- Crohn Disease
- Diabetes Mellitus
- Disease Progression
- Edema
- Fetal Diseases
- Fetal Membranes
- Genetic Predisposition to Disease
- Graves Disease
- Hyperparathyroidism
- Hypersensitivity

Copyright © 2023 Abnova Corporation. All Rights Reserved.

- Infant
- Infection
- Inflammation
- Lupus Erythematosus
- Measles
- Melanoma
- Multiple Sclerosis
- Mumps
- Musculoskeletal Diseases
- Obstetric Labor
- Prediabetic State
- Pre-Eclampsia
- Pregnancy Complications
- Premature Birth
- Prostatic Neoplasms
- Respiratory Syncytial Virus Infections
- Rubella
- Skin Diseases
- Thyroid Diseases
- Vasculitis
- Vitiligo

Copyright © 2023 Abnova Corporation. All Rights Reserved.