# FOXP3 monoclonal antibody, clone 4F12F1

Catalog # MAB17844 Size 100 ug

## Applications

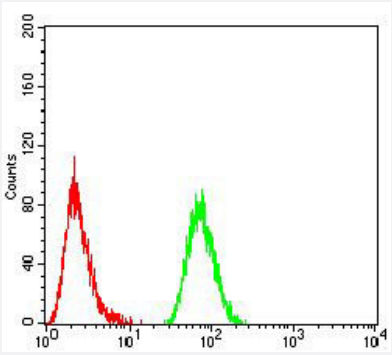


### Flow Cytometry

Flow cytometric analysis of HeLa cells using FOXP3 mouse monoclonal antibody (green) and negative control (red).

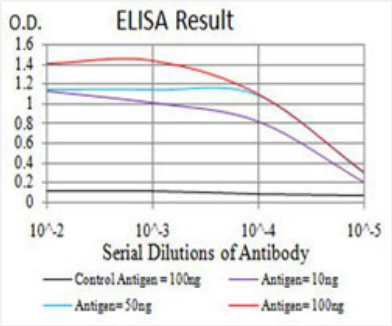


### Enzyme-linked Immunoabsorbent Assay

ELISA analysis of FOXP3 monoclonal antibody.

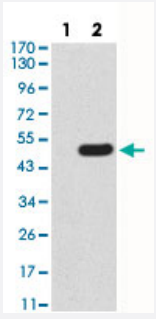


### Western Blot (Transfected lysate)

Western Blot (Transfected lysate) analysis of (1) HEK293, (2) FOXP3-hIgGFc transfected HEK293 cell lysate.

## Specification

| | |
|---|---|
| **Product Description** | Mouse monoclonal antibody raised against recombinant human FOXP3. |

Copyright © 2023 Abnova Corporation. All Rights Reserved.

| | |
|---|---|
| **Immunogen** | Recombinant protein corresponding to amino acids 297-431 of human FOXP3 from *E. coli*. |
| **Host** | Mouse |
| **Theoretical MW (kDa)** | 47.3 |
| **Reactivity** | Human |
| **Form** | Liquid |
| **Isotype** | IgG1 |
| **Recommend Usage** | ELISA (1:10000)<br>Flow Cytometry (1:200-400)<br>Western Blot (1:100-1:500)<br>The optimal working dilution should be determined by the end user. |
| **Storage Buffer** | In PBS (0.05% sodium azide). |
| **Storage Instruction** | Store at 4°C. For long term storage store at -20°C.<br>Aliquot to avoid repeated freezing and thawing. |
| **Note** | This product contains sodium azide: a POISONOUS AND HAZARDOUS SUBSTANCE which shoul d be handled by trained staff only. |

## Applications

- Flow Cytometry

  Flow cytometric analysis of HeLa cells using FOXP3 mouse monoclonal antibody (green) and negative control (red).

- Enzyme-linked Immunoabsorbent Assay

  ELISA analysis of FOXP3 monoclonal antibody.

- Western Blot (Transfected lysate)

  Western Blot (Transfected lysate) analysis of (1) HEK293, (2) FOXP3-hIgGFc transfected HEK293 cell lysate.

## Gene Info — FOXP3

| | |
|---|---|
| **Entrez GeneID** | 50943 |
| **Gene Name** | FOXP3 |
| **Gene Alias** | AIID, DIETER, IPEX, JM2, MGC141961, MGC141963, PIDX, XPID |
| **Gene Description** | forkhead box P3 |

Copyright © 2023 Abnova Corporation. All Rights Reserved.

| | |
|---|---|
| **Omim ID** | 222100 300292 304790 |
| **Gene Ontology** | Hyperlink |
| **Gene Summary** | The protein encoded by this gene is a member of the forkhead/winged-helix family of transcription al regulators. Defects in this gene are the cause of immunodeficiency polyendocrinopathy, entero pathy, X-linked syndrome (IPEX), also known as X-linked autoimmunity-immunodeficiency syndro me. Alternatively spliced transcript variants encoding different isoforms have been identified. [pro vided by RefSeq |
| **Other Designations** | OTTHUMP00000025832\|immune dysregulation, polyendocrinopathy, enteropathy, X-linked\|immu nodeficiency, polyendocrinopathy, enteropathy, X-linked\|scurfin |

## Disease

- Acute Disease
- Addison Disease
- Arthritis
- Asthma
- Autoimmune Diseases
- Autoimmune polyglandular syndrome
- Breast cancer
- Breast Neoplasms
- Bronchiolitis
- Celiac Disease
- Diabetes Mellitus
- Egg Hypersensitivity
- Genetic Predisposition to Disease
- Graves Disease
- Hashimoto Disease
- Hemophilia A
- Hypersensitivity

Copyright © 2023 Abnova Corporation. All Rights Reserved.

- Infant
- Leukemia
- Lupus Erythematosus
- Psoriasis
- Respiratory Syncytial Virus Infections
- Rhinitis
- Sarcoidosis
- Thyroiditis

Copyright © 2023 Abnova Corporation. All Rights Reserved.