PPARA monoclonal antibody, clone 5D10C3

Catalog # MAB17128 Size 100 ug

Applications

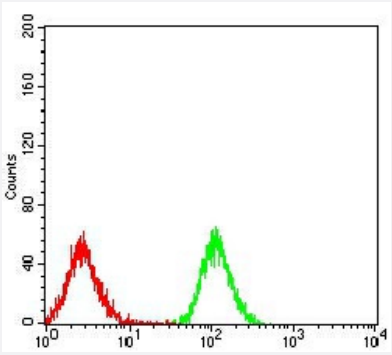

Flow Cytometry

Flow cytometric analysis of Jurkat cells with PPARA monoclonal antibody (green) and negative control (red).

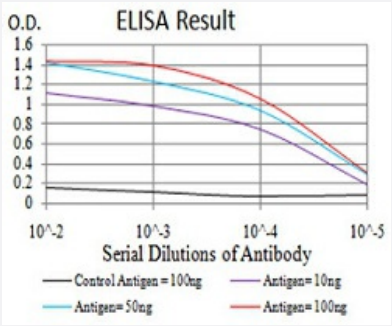

Enzyme-linked Immunoabsorbent Assay

ELISA analysis of PPARA monoclonal antibody, clone 5D10C3.



Western Blot (Cell lysate)

Western blot analysis of Lane 1: HepG2 cell; Lane 2: HEK293 cell; Lane 3: COS-7 cell; Lane 4: HepG2 cell; Lane 5: Jurkat cell with PPARA monoclonal antibody.

Copyright © 2023 Abnova Corporation. All Rights Reserved.

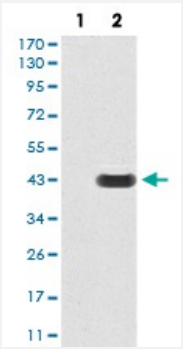

Western Blot (Transfected lysate)

Western Blot analysis of (1) HEK293 cells, (2) PPARA-hIgGFc transfected HEK293 cell lysate.

Specification

Product Description	Mouse monoclonal antibody raised against recombinant human PPARA.
Immunogen	Recombinant protein corresponding to amino acid 1-120 of human PPARA from *E. coli*.
Host	Mouse
Theoretical MW (kDa)	52.2kDa
Reactivity	Human, Monkey
Form	Liquid
Isotype	IgG1
Recommend Usage	ELISA (1:10000) Western Blot (1:500-1:2000) Immunohistochemistry Immunocytochemistry Flow Cytometry (1:200-1:400) The optimal working dilution should be determined by the end user.
Storage Buffer	In PBS (0.05% sodium azide).
Storage Instruction	Store at 4°C. For long term storage store at -20°C. Aliquot to avoid repeated freezing and thawing.
Note	This product contains sodium azide: a POISONOUS AND HAZARDOUS SUBSTANCE which shoul d be handled by trained staff only.

Applications

Copyright © 2023 Abnova Corporation. All Rights Reserved.

- Flow Cytometry

  Flow cytometric analysis of Jurkat cells with PPARA monoclonal antibody (green) and negative control (red).

- Enzyme-linked Immunoabsorbent Assay

  ELISA analysis of PPARA monoclonal antibody, clone 5D10C3.

- Western Blot (Cell lysate)

  Western blot analysis of Lane 1: HepG2 cell; Lane 2: HEK293 cell; Lane 3: COS-7 cell; Lane 4: HepG2 cell; Lane 5: Jurkat cell with PPARA monoclonal antibody.

- Western Blot (Transfected lysate)

  Western Blot analysis of (1) HEK293 cells, (2) PPARA-hIgGFc transfected HEK293 cell lysate.

Gene Info — PPARA

Entrez GeneID	5465
Gene Name	PPARA
Gene Alias	MGC2237, MGC2452, NR1C1, PPAR, hPPAR
Gene Description	peroxisome proliferator-activated receptor alpha
Omim ID	170998
Gene Ontology	Hyperlink
Gene Summary	Peroxisome proliferators include hypolipidemic drugs, herbicides, leukotriene antagonists, and pl asticizers; this term arises because they induce an increase in the size and number of peroxisom es. Peroxisomes are subcellular organelles found in plants and animals that contain enzymes for r espiration and for cholesterol and lipid metabolism. The action of peroxisome proliferators is thou ght to be mediated via specific receptors, called PPARs, which belong to the steroid hormone rec eptor superfamily. PPARs affect the expression of target genes involved in cell proliferation, cell d ifferentiation and in immune and inflammation responses. Three closely related subtypes (alpha, b eta/delta, and gamma) have been identified. This gene encodes the subtype PPAR-alpha, which i s a nuclear transcription factor. Multiple alternatively spliced transcript variants have been describ ed for this gene, although the full-length nature of only two has been determined. [provided by Ref Seq
Other Designations	OTTHUMP00000028713|OTTHUMP00000042872|peroxisome proliferative activated receptor, a lpha|peroxisome proliferator activated receptor alpha

Pathway

Copyright © 2023 Abnova Corporation. All Rights Reserved.

- Adipocytokine signaling pathway
- PPAR signaling pathway

Disease

- Adenocarcinoma
- Alzheimer disease
- Arterial Occlusive Diseases
- Arteriosclerosis
- Atherosclerosis
- Body Weight
- Brain Ischemia
- Breast cancer
- Breast Neoplasms
- Calcinosis
- Carcinoma
- Cardiovascular Diseases
- Chorioamnionitis
- Coronary Artery Disease
- Coronary Disease
- Coronary Restenosis
- Coronary Stenosis
- Dementia
- Diabetes Complications
- Diabetes Mellitus

Copyright © 2023 Abnova Corporation. All Rights Reserved.

- Diabetic Angiopathies
- Disease Progression
- Drug Toxicity
- Dyslipidemias
- Edema
- Esophageal Neoplasms
- Esophagitis
- Fatty Liver
- Fetal Membranes
- Genetic Predisposition to Disease
- Glomerulonephritis
- Glucose Metabolism Disorders
- Hepatitis C
- Hypercholesterolemia
- Hyperglycemia
- Hyperlipidemia
- Hyperlipidemias
- Hypertension
- Hypertriglyceridemia
- Hypertrophy
- Inflammation
- Insulin Resistance
- Kidney Failure
- Liver Cirrhosis
- Liver Neoplasms
- Lung Neoplasms

Copyright © 2023 Abnova Corporation. All Rights Reserved.

- Metabolic Syndrome X
- Multiple Sclerosis
- Myocardial Infarction
- Neoplasms
- Obesity
- Obstetric Labor
- Osteoporosis
- Peripheral Vascular Diseases
- Polycystic Ovary Syndrome
- Pre-Eclampsia
- Premature Birth
- Prostate cancer
- Prostatic Neoplasms
- Psoriasis
- Psychomotor Performance
- Radiation Injuries
- Radiation Pneumonitis
- Syndrome
- Task Performance and Analysis
- Thrombosis
- Tobacco Use Disorder
- Ventricular Dysfunction

Copyright © 2023 Abnova Corporation. All Rights Reserved.