AKT2 monoclonal antibody, clone 1B6

Catalog # MAB15183 Size 100 uL

Applications

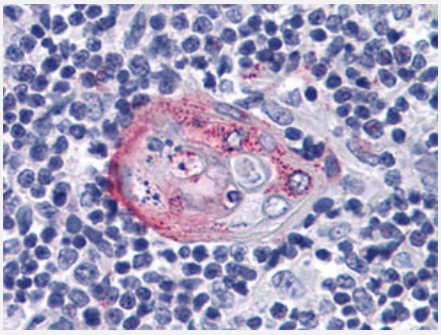

Immunohistochemistry (Formalin/PFA-fixed paraffin-embedded sections)

Immunohistochemical staining (Formalin-fixed paraffin-embedded sections) of human thymus tissues with AEC.

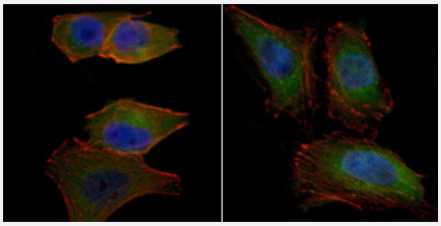

Immunofluorescence

Immunofluorescence staining of PANC-1 (left) and HeLa (right) cells. Blue: DRAQ5 fluorescent DNA dye. Red: Actin filaments have been labeled with Alexa Fluor-555 phalloidin.

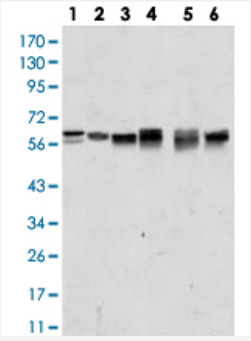

Western Blot (Cell lysate)

Western Blot (Cell lysate) analysis of (1) A431 , (2) Jurkat, (3) HEK293, (4) A549, (5) MCF-7 and (6) PC-12 cell lysate.

Specification

Product Description	Mouse monoclonal antibody raised against recombinant human AKT2.
Immunogen	Recombinant protein corresponding to human AKT2.

Copyright © 2023 Abnova Corporation. All Rights Reserved.

Host	Mouse
Reactivity	Human, Mouse, Rat
Form	Liquid
Purification	Affinity purification
Isotype	IgG2b
Recommend Usage	ELISA (1:10000) Immunofluorescence (1:200-1000) Immunohistochemistry (Formalin/PFA-fixed paraffin-embedded sections) (1:200-1000) Western Blot (1:500-2000) The optimal working dilution should be determined by the end user.
Storage Buffer	In ascitic fluid (0.03% sodium azide).
Storage Instruction	Store at -20°C. Aliquot to avoid repeated freezing and thawing.
Note	This product contains sodium azide: a POISONOUS AND HAZARDOUS SUBSTANCE which shoul d be handled by trained staff only.

Applications

- Immunohistochemistry (Formalin/PFA-fixed paraffin-embedded sections)

  Immunohistochemical staining (Formalin-fixed paraffin-embedded sections) of human thymus tissues with AEC.

- Immunofluorescence

  Immunofluorescence staining of PANC-1 (left) and HeLa (right) cells. Blue: DRAQ5 fluorescent DNA dye. Red: Actin filaments have been labeled with Alexa Fluor-555 phalloidin.

- Enzyme-linked Immunoabsorbent Assay

- Western Blot (Cell lysate)

  Western Blot (Cell lysate) analysis of (1) A431 , (2) Jurkat, (3) HEK293, (4) A549, (5) MCF-7 and (6) PC-12 cell lysate.

Gene Info — AKT2

Entrez GeneID	208
Gene Name	AKT2

Copyright © 2023 Abnova Corporation. All Rights Reserved.

Gene Alias	PKBB, PKBBETA, PRKBB, RAC-BETA
Gene Description	v-akt murine thymoma viral oncogene homolog 2
Omim ID	125853 164731
Gene Ontology	Hyperlink
Gene Summary	This gene is a putative oncogene encoding a protein belonging to a subfamily of serine/threonine kinases containing SH2-like (Src homology 2-like) domains. The gene was shown to be amplified and overexpressed in 2 of 8 ovarian carcinoma cell lines and 2 of 15 primary ovarian tumors. Ove rexpression contributes to the malignant phenotype of a subset of human ductal pancreatic cancer s. The encoded protein is a general protein kinase capable of phophorylating several known prote ins. [provided by RefSeq
Other Designations	Murine thymoma viral (v-akt) homolog-2|rac protein kinase beta

Pathway

- Acute myeloid leukemia
- Adipocytokine signaling pathway
- Apoptosis
- B cell receptor signaling pathway
- Chemokine signaling pathway
- Chronic myeloid leukemia
- Colorectal cancer
- Endometrial cancer
- ErbB signaling pathway
- Fc epsilon RI signaling pathway
- Fc gamma R-mediated phagocytosis
- Focal adhesion
- Glioma
- Insulin signaling pathway
- Jak-STAT signaling pathway

Copyright © 2023 Abnova Corporation. All Rights Reserved.

- MAPK signaling pathway
- Melanoma
- mTOR signaling pathway
- Neurotrophin signaling pathway
- Non-small cell lung cancer
- Pancreatic cancer
- Pathways in cancer
- Prostate cancer
- Renal cell carcinoma
- Small cell lung cancer
- T cell receptor signaling pathway
- Tight junction
- Toll-like receptor signaling pathway
- VEGF signaling pathway

Disease

- Adenocarcinoma
- Carcinoma
- Cardiovascular Diseases
- Diabetes Mellitus
- Drug Toxicity
- Edema
- Esophageal Neoplasms
- Genetic Predisposition to Disease
- HIV Infections
- Hypercholesterolemia

Copyright © 2023 Abnova Corporation. All Rights Reserved.

- Insulin Resistance
- Lipodystrophy
- Lung Neoplasms
- Metabolic Syndrome X
- Neoplasms
- Ovarian cancer
- Ovarian Neoplasms
- Polycystic Ovary Syndrome
- Psychiatric Status Rating Scales
- Schizophrenia
- Thyroid Neoplasms

Copyright © 2023 Abnova Corporation. All Rights Reserved.