NR3C1 monoclonal antibody, clone 6E6

Catalog # MAB10837 Size 100 uL

Applications

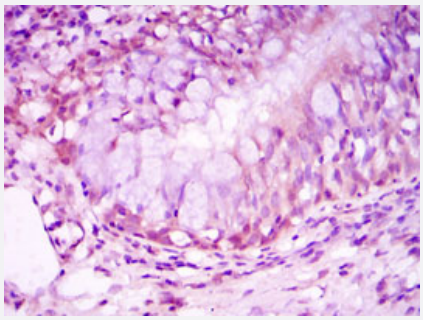

Immunohistochemistry (Formalin/PFA-fixed paraffin-embedded sections)

Immunohistochemical analysis of paraffin-embedded human lung cancer tissues using NR3C1 monoclonal antibody, clone 6E6 (Cat # MAB10837) with DAB staining.

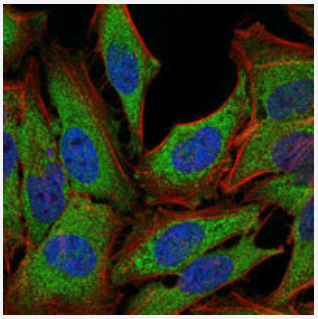

Immunofluorescence

Immunofluorescence analysis of PC-2 cells using NR3C1 monoclonal antibody, clone 6E6 (Cat # MAB10837) (green). Blue: DRAQ5 fluorescent DNA dye. Red: Actin filaments have been labeled with Alexa Fluor-555 phalloidin.

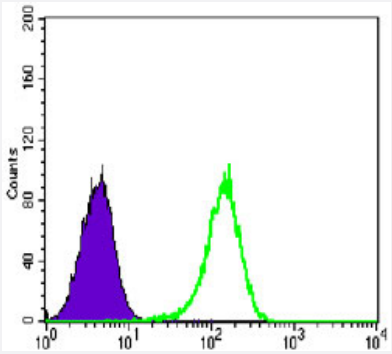

Flow Cytometry

Flow cytometric analysis of K-562 cells using NR3C1 monoclonal antibody, clone 6E6 (Cat # MAB10837) (green) and negative control (purple).

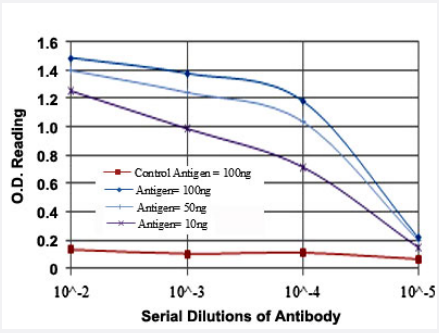

Enzyme-linked Immunoabsorbent Assay

ELISA measurement of NR3C1 monoclonal antibody, clone 6E6 (Cat # MAB10837).

Copyright © 2023 Abnova Corporation. All Rights Reserved.

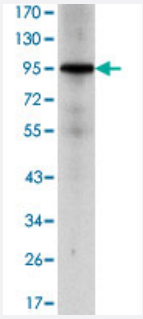

Western Blot (Cell lysate)

Western blot analysis using NR3C1 monoclonal antibody, clone 6E6 (Cat # MAB10837) against HeLa cell lysate.

Specification

Product Description	Mouse monoclonal antibody raised against partial recombinant NR3C1.
Immunogen	Recombinant protein corresponding to human NR3C1.
Host	Mouse
Reactivity	Human
Form	Liquid
Isotype	IgG1
Recommend Usage	ELISA (1:10000) Western Blot (1:500-1:2000) Immunohistochemistry (1:200-1:1000) Immunofluorescence (1:200-1:1000) Flow cytometry (1:200-1:400) The optimal working dilution should be determined by the end user.
Storage Buffer	In ascites (0.03% sodium azide)
Storage Instruction	Store at 4°C. For long term storage store at -20°C. Aliquot to avoid repeated freezing and thawing.
Note	This product contains sodium azide: a POISONOUS AND HAZARDOUS SUBSTANCE which shoul d be handled by trained staff only.

Applications

- Immunohistochemistry (Formalin/PFA-fixed paraffin-embedded sections)

  Immunohistochemical analysis of paraffin-embedded human lung cancer tissues using NR3C1 monoclonal antibody, clone 6E6 (Cat # MAB10837) with DAB staining.

Copyright © 2023 Abnova Corporation. All Rights Reserved.

- Immunofluorescence

  Immunofluorescence analysis of PC-2 cells using NR3C1 monoclonal antibody, clone 6E6 (Cat # MAB10837) (green). Blue: DRAQ5 fluorescent DNA dye. Red: Actin filaments have been labeled with Alexa Fluor-555 phalloidin.

- Flow Cytometry

  Flow cytometric analysis of K-562 cells using NR3C1 monoclonal antibody, clone 6E6 (Cat # MAB10837) (green) and negative control (purple).

- Enzyme-linked Immunoabsorbent Assay

  ELISA measurement of NR3C1 monoclonal antibody, clone 6E6 (Cat # MAB10837).

- Western Blot (Cell lysate)

  Western blot analysis using NR3C1 monoclonal antibody, clone 6E6 (Cat # MAB10837) against HeLa cell lysate.

Gene Info — NR3C1

Entrez GeneID	2908
Gene Name	NR3C1
Gene Alias	GCCR, GCR, GR, GRL
Gene Description	nuclear receptor subfamily 3, group C, member 1 (glucocorticoid receptor)
Omim ID	138040
Gene Ontology	Hyperlink
Gene Summary	The protein encoded by this gene is a receptor for glucocorticoids that can act as both a transcrip tion factor and as a regulator of other transcription factors. This protein can also be found in heter omeric cytoplasmic complexes along with heat shock factors and immunophilins. The protein is ty pically found in the cytoplasm until it binds a ligand, which induces transport into the nucleus. Mutat ions in this gene are a cause of glucocorticoid resistance, or cortisol, resistance. Alternate splicin g, the use of at least three different promoters, and alternate translation initiation sites result in sev eral transcript variants encoding the same protein or different isoforms, but the full-length nature of some variants has not been determined. [provided by RefSeq
Other Designations	nuclear receptor subfamily 3, group C, member 1

Pathway

- Neuroactive ligand-receptor interaction

Copyright © 2023 Abnova Corporation. All Rights Reserved.

Disease

- Abortion
- Addison Disease
- Adenoma
- Adrenal Gland Neoplasms
- Adrenal hyperplasia
- Arthritis
- Asthma
- Atherosclerosis
- Bipolar Disorder
- Birth Weight
- Breast cancer
- Bronchiolitis
- Calcinosis
- Carcinoma
- Cardiovascular Diseases
- Celiac Disease
- Cerebral Arterial Diseases
- Cerebral Infarction
- Chronic Disease
- Cleft Lip
- Cleft Palate
- Cognition
- Colitis
- Colorectal Neoplasms

Copyright © 2023 Abnova Corporation. All Rights Reserved.

- Combat Disorders
- Connective Tissue Diseases
- Coronary Artery Disease
- Coronary Disease
- Crohn Disease
- Cushing Syndrome
- Cystic fibrosis
- Dementia
- Demyelinating Diseases
- Depressive Disorder
- Diabetes Mellitus
- Disease Models
- Disease Progression
- Disease Susceptibility
- Drug Toxicity
- Ductus Arteriosus
- Dyslipidemias
- Edema
- Fatigue
- Fatigue Syndrome
- Fetal Diseases
- Fractures
- Genetic Predisposition to Disease
- Glaucoma
- Glucose Intolerance
- Graves Ophthalmopathy

Copyright © 2023 Abnova Corporation. All Rights Reserved.

- Growth Disorders
- Guillain-Barre Syndrome
- HELLP Syndrome
- Hirsutism
- Hyperandrogenism
- Hypercholesterolemia
- Hyperlipoproteinemia Type II
- Hypertension
- Infant
- Infection
- Infertility
- Inflammation
- Insulin Resistance
- Kidney Failure
- Leukemia
- Lung Diseases
- Lupus Erythematosus
- Lymphoma
- Memory
- Mental Disorders
- Mental Processes
- Metabolic Syndrome X
- Mood Disorders
- Multiple Organ Failure
- Multiple Sclerosis
- Musculoskeletal Diseases

Copyright © 2023 Abnova Corporation. All Rights Reserved.

- Myasthenia Gravis
- Myocardial Infarction
- Neoplasms
- Nephrotic Syndrome
- Neuropsychological Tests
- Obesity
- Ocular Hypertension
- Osteonecrosis
- Osteoporosis
- Ovarian cancer
- Ovarian Failure
- Pain
- Pituitary Neoplasms
- Polycystic Ovary Syndrome
- Pregnancy Complications
- Premature Birth
- Prostate cancer
- Prostatic Neoplasms
- Proteinuria
- Pseudomonas Infections
- Psoriasis
- Psychiatric Status Rating Scales
- Psychophysiologic Disorders
- Psychotic Disorders
- Puberty
- Pulmonary Disease

Copyright © 2023 Abnova Corporation. All Rights Reserved.

- Reaction Time
- Recognition (Psychology)
- Recurrence
- Respiratory Distress Syndrome
- Respiratory Syncytial Virus Infections
- Retinal Diseases
- Schizophrenia
- Sepsis
- Skin Diseases
- Skin Neoplasms
- Sleep Disorders
- Somatoform Disorders
- Stomach Neoplasms
- Stress
- Stress Disorders
- Thrombophilia
- Tobacco Use Disorder
- Ventricular Dysfunction
- Weight Gain
- Wounds and Injuries

Copyright © 2023 Abnova Corporation. All Rights Reserved.