POU5F1 monoclonal antibody, clone 7E7

Catalog # MAB10378 Size 100 uL

Applications

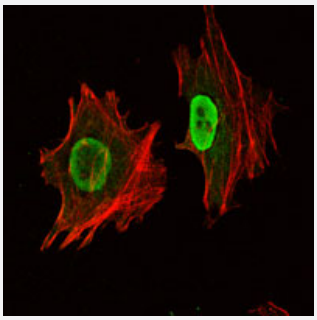

Immunofluorescence

Immunofluorescence analysis of NTERA-2 cells using POU5F1 monoclonal antobody, clone 7E7 (Cat # MAB10378) (green). Red: Actin filaments have been labeled with Alexa Fluor-555 phalloidin.

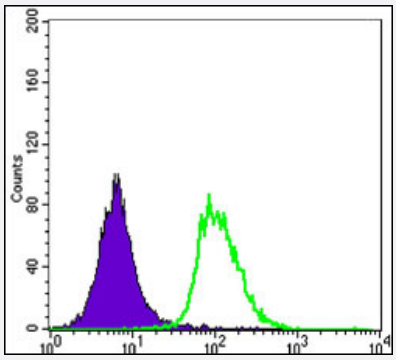

Flow Cytometry

Flow cytometric analysis of Jurkat cells using POU5F1 monoclonal antobody, clone 7E7 (Cat # MAB10378) (green) and negative control (purple).

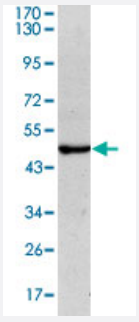

Western Blot (Cell lysate)

Western blot analysis using POU5F1 monoclonal antobody, clone 7E7 (Cat # MAB10378) against NTERA-2 cell extracts.

Specification

Product Description	Mouse monoclonal antibody raised against synthetic peptide of POU5F1.

Copyright © 2023 Abnova Corporation. All Rights Reserved.

Immunogen	A synthetic peptide corresponding to human POU5F1.
Host	Mouse
Theoretical MW (kDa)	45
Reactivity	Human
Form	Liquid
Isotype	IgG1
Recommend Usage	ELISA (1:10000) Western Blot (1:500-1:2000) Immunofluorescence (1:200-1:1000) Flow cytometry (1:200-1:400) The optimal working dilution should be determined by the end user.
Storage Buffer	In ascites (0.03% sodium azide)
Storage Instruction	Store at 4°C. For long term storage store at -20°C. Aliquot to avoid repeated freezing and thawing.
Note	This product contains sodium azide: a POISONOUS AND HAZARDOUS SUBSTANCE which shoul d be handled by trained staff only.

Applications

- Immunofluorescence

  Immunofluorescence analysis of NTERA-2 cells using POU5F1 monoclonal antobody, clone 7E7 (Cat # MAB10378) (green). Red: Actin filaments have been labeled with Alexa Fluor-555 phalloidin.

- Flow Cytometry

  Flow cytometric analysis of Jurkat cells using POU5F1 monoclonal antobody, clone 7E7 (Cat # MAB10378) (green) and negative control (purple).

- Enzyme-linked Immunoabsorbent Assay

- Western Blot (Cell lysate)

  Western blot analysis using POU5F1 monoclonal antobody, clone 7E7 (Cat # MAB10378) against NTERA-2 cell extracts.

Gene Info — POU5F1

Entrez GeneID	5460

Copyright © 2023 Abnova Corporation. All Rights Reserved.

Gene Name	POU5F1
Gene Alias	MGC22487, OCT3, OCT4, OTF3, OTF4
Gene Description	POU class 5 homeobox 1
Omim ID	164177
Gene Ontology	Hyperlink
Gene Summary	class 5
Other Designations	OTTHUMP00000029292|POU domain, class 5, transcription factor 1|POU-type homeodomain-containing DNA-binding protein|octamer-binding transcription factor-3

Disease

- Abortion
- Genetic Predisposition to Disease
- Lupus Erythematosus
- Psoriasis
- Tobacco Use Disorder

Copyright © 2023 Abnova Corporation. All Rights Reserved.