ACTA2 monoclonal antibody (M01), clone 1D11-2B9

Catalog # H00000059-M01 Size 100 ug

Applications

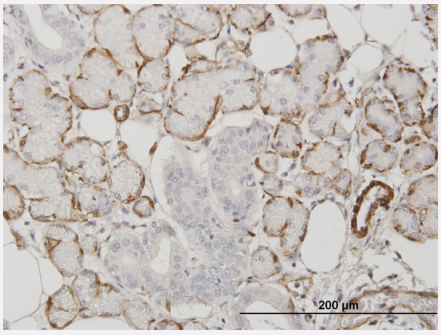

Immunohistochemistry (Formalin/PFA-fixed paraffin-embedded sections)

Immunoperoxidase of monoclonal antibody to ACTA2 on formalin-fixed paraffin-embedded human salivary gland. [antibody concentration 3 ug/ml]

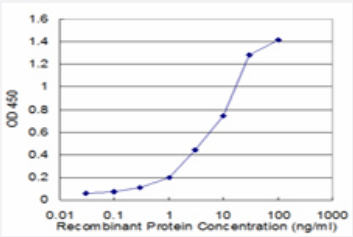

Sandwich ELISA (Recombinant protein)

Detection limit for recombinant GST tagged ACTA2 is approximately 0.3ng/ml as a capture antibody.

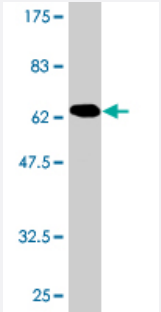

Western Blot detection against Immunogen (67.21 KDa) .

Specification

Product Description	Mouse monoclonal antibody raised against a full-length recombinant ACTA2.

Copyright © 2023 Abnova Corporation. All Rights Reserved.

Immunogen	ACTA2 (AAH17554.1, 1 a.a. ~ 377 a.a) full-length recombinant protein with GST tag. MW of the GST tag alone is 26 KDa.
Sequence	MCEEEDSTALVCDNGSGLCKAGFAGDDAPRAVFPSIVGRPRHQGVMVGMGQKDSYVGDEAQS KRGILTLKYPIEHGIITNWDDMEKIWHHSFYNELRVAPEEHPTLLTEAPLNPKANREKMTQIMFETFN VPAMYVAIQAVLSLYASGRTTGIVLDSGDGVTHNVPIYEGYALPHAIMRLDLAGRDLTDYLMKILTER GYSFVTTAEREIVRDIKEKLCYVALDFENEMATAASSSSLEKSYELPDGQVITIGNERFRCPETLFQ PSFIGMESAGIHETTYNSIMKCDIDIRKDLYANNVLSGGTTMYPGIADRMQKEITALAPSTMKIKIIAPP ERKYSVWIGGSILASLSTFQQMWISKQEYDEAGPSIVHRKCF
Host	Mouse
Reactivity	Human
Interspecies Antigen Sequence	Mouse (100); Rat (100)
Isotype	IgG1 Kappa
Quality Control Testing	Antibody Reactive Against Recombinant Protein. Western Blot detection against Immunogen (67.21 KDa) .
Storage Buffer	In 1x PBS, pH 7.4
Storage Instruction	Store at -20°C or lower. Aliquot to avoid repeated freezing and thawing.

Applications

- Immunohistochemistry (Formalin/PFA-fixed paraffin-embedded sections)

  Immunoperoxidase of monoclonal antibody to ACTA2 on formalin-fixed paraffin-embedded human salivary gland. [antibody concentration 3 ug/ml]

  Protocol Download

- ELISA

- Sandwich ELISA (Recombinant protein)

  Detection limit for recombinant GST tagged ACTA2 is approximately 0.3ng/ml as a capture antibody.

  Protocol Download

- Western Blot (Recombinant protein)

  Protocol Download

Copyright © 2023 Abnova Corporation. All Rights Reserved.

Gene Info — ACTA2

Entrez GeneID	59
GeneBank Accession#	BC017554
Protein Accession#	AAH17554.1
Gene Name	ACTA2
Gene Alias	AAT6, ACTSA
Gene Description	actin, alpha 2, smooth muscle, aorta
Omim ID	102620
Gene Ontology	Hyperlink
Gene Summary	The protein encoded by this gene belongs to the actin family of proteins, which are highly conserved proteins that play a role in cell motility, structure and integrity. Alpha, beta and gamma actin isoforms have been identified, with alpha actins being a major constituent of the contractile apparatus, while beta and gamma actins are involved in the regulation of cell motility. This actin is an alpha actin that is found in skeletal muscle. Defects in this gene cause aortic aneurysm familial thoracic type 6. Multiple alternatively spliced variants, encoding the same protein, have been identified. [provided by RefSeq
Other Designations	OTTHUMP00000020042|alpha 2 actin|alpha-cardiac actin|growth-inhibiting gene 46

Pathway

- Vascular smooth muscle contraction

Disease

- Alzheimer Disease
- Cardiovascular Diseases
- Diabetes Mellitus
- Edema
- Genetic Predisposition to Disease

Copyright © 2023 Abnova Corporation. All Rights Reserved.