MaxPab®

# ACADM purified MaxPab rabbit polyclonal antibody (D01P)

Catalog # H00000034-D01P Size 100 ug

## Applications

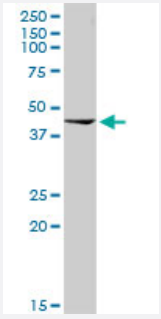


### Western Blot (Tissue lysate)

ACADM MaxPab rabbit polyclonal antibody. Western Blot analysis of ACADM expression in mouse kidney.

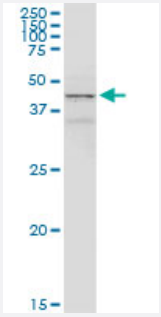


### Western Blot (Tissue lysate)

ACADM MaxPab rabbit polyclonal antibody. Western Blot analysis of ACADM expression in mouse liver.

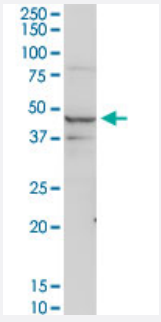


### Western Blot (Tissue lysate)

ACADM MaxPab rabbit polyclonal antibody. Western Blot analysis of ACADM expression in mouse testis.

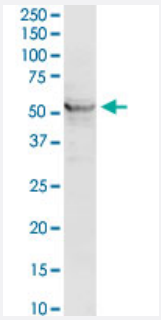


### Western Blot (Tissue lysate)

ACADM MaxPab rabbit polyclonal antibody. Western Blot analysis of ACADM expression in rat brain.

Copyright © 2023 Abnova Corporation. All Rights Reserved.

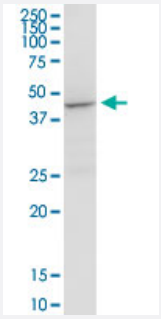


## Western Blot (Tissue lysate)

ACADM MaxPab rabbit polyclonal antibody. Western Blot analysis of ACADM expression in human liver.




## Western Blot (Tissue lysate)

ACADM MaxPab rabbit polyclonal antibody. Western Blot analysis of ACADM expression in human pancreas.

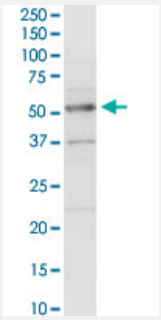


## Western Blot (Tissue lysate)

ACADM MaxPab rabbit polyclonal antibody. Western Blot analysis of ACADM expression in human placenta.

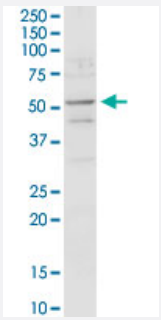


## Western Blot (Cell lysate)

ACADM MaxPab rabbit polyclonal antibody. Western Blot analysis of ACADM expression in PC-12.

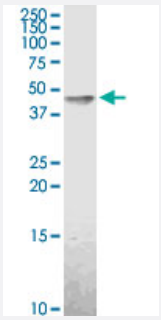


## Western Blot (Cell lysate)

ACADM MaxPab rabbit polyclonal antibody. Western Blot analysis of ACADM expression in MCF-7.

Copyright © 2023 Abnova Corporation. All Rights Reserved.

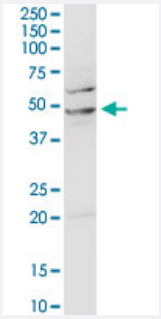


## Western Blot (Cell lysate)

ACADM MaxPab rabbit polyclonal antibody. Western Blot analysis of ACADM expression in Jurkat.

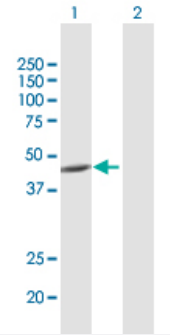


## Western Blot (Transfected lysate)

Western Blot analysis of ACADM expression in transfected 293T cell line (H00000034-T02) by ACADM MaxPab polyclonal antibody.

Lane 1: ACADM transfected lysate(46.60 KDa).
Lane 2: Non-transfected lysate.

## Specification

| | |
|---|---|
| **Product Description** | Rabbit polyclonal antibody raised against a full-length human ACADM protein. |
| **Immunogen** | ACADM (NP_000007.1, 1 a.a. ~ 421 a.a) full-length human protein. |
| **Sequence** | MAAGFGRCCRVLRSISRFHWRSQHTKANRQREPGLGFSFEFTEQQKEFQATARKFAREEIIPVAA EYDKTGEYPVPLIRRAWELGLMNTHIPENCGGLGLGTFDACLISEELAYGCTGVQTAIEGNSLGQM PIIIAGNDQQKKKYLGRMTEEPLMCAYCVTEPGAGSDVAGIKTKAEKKGDEYIINGQKMWITNGGKA NWYFLLARSDPDPKAPANKAFTGFIVEADTPGIQIGRKELNMGQRCSDTRGIVFEDVKVPKENVLI GDGAGFKVAMGAFDKTRPVVAAGAVGLAQRALDEATKYALERKTFGKLLVEHQAISFMLAEMAM KVELARMSYQRAAWEVDSGRRNTYYASIAKAFAGDIANQLATDAVQILGGNGFNTEYPVEKLMRD AKIYQIYEGTSQIQRLIVAREHIDKYKN |
| **Host** | Rabbit |
| **Reactivity** | Human, Mouse, Rat |
| **Interspecies Antigen Sequence** | Mouse (87); Rat (86) |
| **Quality Control Testing** | Antibody reactive against mammalian transfected lysate. |
| **Storage Buffer** | In 1x PBS, pH 7.4 |
| **Storage Instruction** | Store at -20°C or lower. Aliquot to avoid repeated freezing and thawing. |

Copyright © 2023 Abnova Corporation. All Rights Reserved.

## Applications

- Western Blot (Tissue lysate)

  ACADM MaxPab rabbit polyclonal antibody. Western Blot analysis of ACADM expression in mouse kidney.

  Protocol Download

- Western Blot (Tissue lysate)

  ACADM MaxPab rabbit polyclonal antibody. Western Blot analysis of ACADM expression in mouse liver.

  Protocol Download

- Western Blot (Tissue lysate)

  ACADM MaxPab rabbit polyclonal antibody. Western Blot analysis of ACADM expression in mouse testis.

  Protocol Download

- Western Blot (Tissue lysate)

  ACADM MaxPab rabbit polyclonal antibody. Western Blot analysis of ACADM expression in rat brain.

  Protocol Download

- Western Blot (Tissue lysate)

  ACADM MaxPab rabbit polyclonal antibody. Western Blot analysis of ACADM expression in human liver.

  Protocol Download

- Western Blot (Tissue lysate)

  ACADM MaxPab rabbit polyclonal antibody. Western Blot analysis of ACADM expression in human pancreas.

  Protocol Download

- Western Blot (Tissue lysate)

  ACADM MaxPab rabbit polyclonal antibody. Western Blot analysis of ACADM expression in human placenta.

  Protocol Download

- Western Blot (Cell lysate)

  ACADM MaxPab rabbit polyclonal antibody. Western Blot analysis of ACADM expression in PC-12.

  Protocol Download

Copyright © 2023 Abnova Corporation. All Rights Reserved.

- Western Blot (Cell lysate)

  ACADM MaxPab rabbit polyclonal antibody. Western Blot analysis of ACADM expression in MCF-7.

  Protocol Download

- Western Blot (Cell lysate)

  ACADM MaxPab rabbit polyclonal antibody. Western Blot analysis of ACADM expression in Jurkat.

  Protocol Download

- Western Blot (Transfected lysate)

  Western Blot analysis of ACADM expression in transfected 293T cell line (H00000034-T02) by ACADM MaxPab polyclonal antibody.

  Lane 1: ACADM transfected lysate(46.60 KDa).
  Lane 2: Non-transfected lysate.

  Protocol Download

## Gene Info — ACADM

| | |
|---|---|
| **Entrez GeneID** | 34 |
| **GeneBank Accession#** | NM_000016.2 |
| **Protein Accession#** | NP_000007.1 |
| **Gene Name** | ACADM |
| **Gene Alias** | ACAD1, FLJ18227, FLJ93013, FLJ99884, MCAD, MCADH |
| **Gene Description** | acyl-Coenzyme A dehydrogenase, C-4 to C-12 straight chain |
| **Omim ID** | 201450 607008 |
| **Gene Ontology** | Hyperlink |
| **Gene Summary** | This gene encodes the medium-chain specific (C4 to C12 straight chain) acyl-Coenzyme A dehydrogenase. The homotetramer enzyme catalyzes the initial step of the mitochondrial fatty acid beta-oxidation pathway. Defects in this gene cause medium-chain acyl-CoA dehydrogenase deficiency, a disease characterized by hepatic dysfunction, fasting hypoglycemia, and encephalopathy, which can result in infantile death. Alternatively spliced transcript variants encoding different isoforms have been found for this gene. [provided by RefSeq |
| **Other Designations** | OTTHUMP00000011345\|medium-chain specific acyl-CoA dehydrogenase |

Copyright © 2023 Abnova Corporation. All Rights Reserved.

## Pathway

- beta-Alanine metabolism
- Fatty acid metabolism
- Metabolic pathways
- PPAR signaling pathway
- Propanoate metabolism
- Valine

## Disease

- Cardiovascular Diseases
- Death
- Deficiency Diseases
- Diabetes Mellitus
- Edema
- Epilepsy
- Genetic Predisposition to Disease
- Hypoglycemia
- Lipid Metabolism
- Metabolism
- Seizures
- Sleep Stages

Copyright © 2023 Abnova Corporation. All Rights Reserved.