ACAA1 monoclonal antibody (M01), clone 3F11

Catalog # H00000030-M01 Size 100 ug

Applications

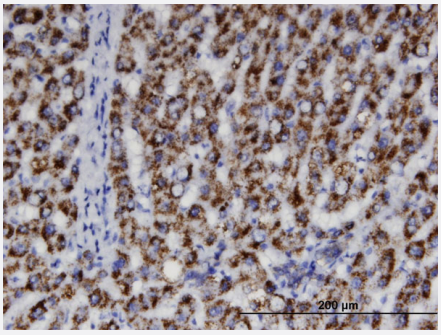

Immunohistochemistry (Formalin/PFA-fixed paraffin-embedded sections)

Immunoperoxidase of monoclonal antibody to ACAA1 on formalin-fixed paraffin-embedded human liver. [antibody concentration 3 ug/ml]

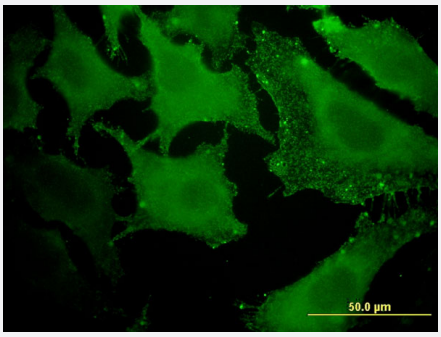

Immunofluorescence

Immunofluorescence of monoclonal antibody to ACAA1 on HeLa cell . [antibody concentration 10 ug/ml]

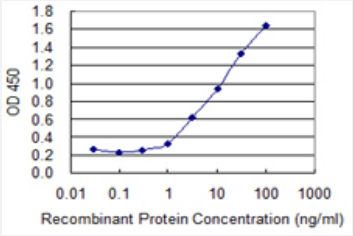

Sandwich ELISA (Recombinant protein)

Detection limit for recombinant GST tagged ACAA1 is 0.1 ng/ml as a capture antibody.

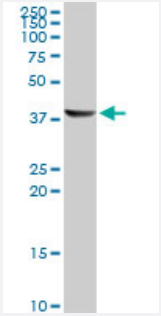

Western Blot (Tissue lysate)

ACAA1 monoclonal antibody (M01), clone 3F11. Western Blot analysis of ACAA1 expression in human liver.

Copyright © 2023 Abnova Corporation. All Rights Reserved.

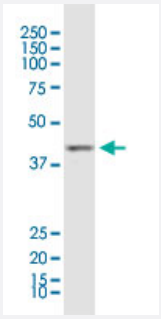

Western Blot (Cell lysate)

ACAA1 monoclonal antibody (M01), clone 3F11. Western Blot analysis of ACAA1 expression in PC-12.

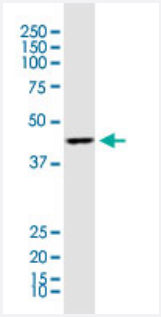

Western Blot (Cell lysate)

ACAA1 monoclonal antibody (M01), clone 3F11. Western Blot analysis of ACAA1 expression in A-431.

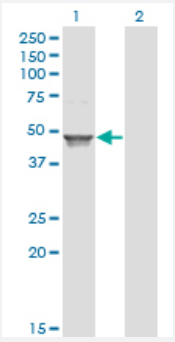

Western Blot (Transfected lysate)

Western Blot analysis of ACAA1 expression in transfected 293T cell line by ACAA1 monoclonal antibody (M01), clone 3F11.

Lane 1: ACAA1 transfected lysate (Predicted MW: 44.3 KDa).
Lane 2: Non-transfected lysate.

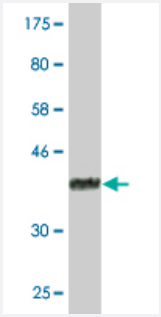

Western Blot detection against Immunogen (36.63 KDa) .

Specification

Product Description	Mouse monoclonal antibody raised against a partial recombinant ACAA1.
Immunogen	ACAA1 (NP_001598, 217 a.a. ~ 315 a.a) partial recombinant protein with GST tag. MW of the GST t ag alone is 26 KDa.

Copyright © 2023 Abnova Corporation. All Rights Reserved.

Sequence	GCFQAEIVPVTTTVHDDKGTKRSITVTQDEGIRPSTTMEGLAKLKPAFKKDGSTTAGNSSQVSDG AAAILLARRSKAEELGLPILGVLRSYAVVGVPPD
Host	Mouse
Reactivity	Human, Rat
Interspecies Antigen Sequence	Mouse (85); Rat (86)
Isotype	IgG2a Kappa
Quality Control Testing	Antibody Reactive Against Recombinant Protein. Western Blot detection against Immunogen (36.63 KDa) .
Storage Buffer	In 1x PBS, pH 7.4
Storage Instruction	Store at -20°C or lower. Aliquot to avoid repeated freezing and thawing.

Applications

- Immunohistochemistry (Formalin/PFA-fixed paraffin-embedded sections)

  Immunoperoxidase of monoclonal antibody to ACAA1 on formalin-fixed paraffin-embedded human liver. [antibody concentration 3 ug/ml]

  Protocol Download

- Immunofluorescence

  Immunofluorescence of monoclonal antibody to ACAA1 on HeLa cell . [antibody concentration 10 ug/ml]

  Protocol Download

- ELISA

- Sandwich ELISA (Recombinant protein)

  Detection limit for recombinant GST tagged ACAA1 is 0.1 ng/ml as a capture antibody.

  Protocol Download

- Western Blot (Tissue lysate)

  ACAA1 monoclonal antibody (M01), clone 3F11. Western Blot analysis of ACAA1 expression in human liver.

  Protocol Download

Copyright © 2023 Abnova Corporation. All Rights Reserved.

- Western Blot (Cell lysate)

  ACAA1 monoclonal antibody (M01), clone 3F11. Western Blot analysis of ACAA1 expression in PC-12.

  Protocol Download

- Western Blot (Cell lysate)

  ACAA1 monoclonal antibody (M01), clone 3F11. Western Blot analysis of ACAA1 expression in A-431.

  Protocol Download

- Western Blot (Transfected lysate)

  Western Blot analysis of ACAA1 expression in transfected 293T cell line by ACAA1 monoclonal antibody (M01), clone 3F11.

  Lane 1: ACAA1 transfected lysate (Predicted MW: 44.3 KDa).
  Lane 2: Non-transfected lysate.

  Protocol Download

- Western Blot (Recombinant protein)

  Protocol Download

Gene Info — ACAA1

Entrez GeneID	30
GeneBank Accession#	NM_001607
Protein Accession#	NP_001598
Gene Name	ACAA1
Gene Alias	ACAA, PTHIO, THIO
Gene Description	acetyl-Coenzyme A acyltransferase 1
Omim ID	261515 604054
Gene Ontology	Hyperlink
Gene Summary	This gene encodes an enzyme operative in the beta-oxidation system of the peroxisomes. Deficiency of this enzyme leads to pseudo-Zellweger syndrome. Alternative splicing results in multiple transcript variants. [provided by RefSeq
Other Designations	peroxisomal 3-oxoacyl-Coenzyme A thiolase

Copyright © 2023 Abnova Corporation. All Rights Reserved.

Pathway

- Biosynthesis of unsaturated fatty acids
- Fatty acid metabolism
- Metabolic pathways
- PPAR signaling pathway
- Valine

Disease

- Anoxia
- Birth Weight
- Cardiovascular Diseases
- Diabetes Mellitus
- Diabetic Nephropathies
- Edema
- Genetic Predisposition to Disease
- Glioblastoma
- Glioma
- Kidney Failure
- Leukemia
- Meningeal Neoplasms
- Meningioma

Copyright © 2023 Abnova Corporation. All Rights Reserved.