A2M monoclonal antibody (M03), clone 2B5

Catalog # H00000002-M03 Size 100 ug

Applications

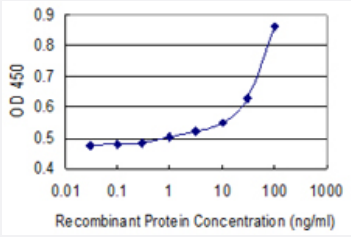

Sandwich ELISA (Recombinant protein)

Detection limit for recombinant GST tagged A2M is 3 ng/ml as a capture antibody.

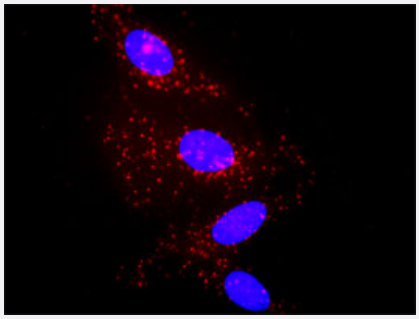

In situ Proximity Ligation Assay (Cell)

Proximity Ligation Analysis of protein-protein interactions between IL1B and A2M. HeLa cells were stained with anti-IL1B rabbit purified polyclonal 1:1200 and anti-A2M mouse monoclonal antibody 1:50. Each red dot represents the detection of protein-protein interaction complex, and nuclei were counterstained with DAPI (blue).

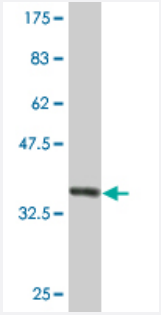

Western Blot detection against Immunogen (35.64 KDa) .

Specification

Product Description	Mouse monoclonal antibody raised against a partial recombinant A2M.

Copyright © 2023 Abnova Corporation. All Rights Reserved.

Immunogen	A2M (NP_000005.2, 641 a.a. ~ 730 a.a) partial recombinant protein with GST tag. MW of the GST tag alone is 26 KDa.
Sequence	DCINRHNVYINGITYTPVSSTNEKDMYSFLEDMGLKAFTNSKIRKPKMCPQLQQYEMHGPEGLRVGFYESDVMGRGHARLVHVEEPHTET
Host	Mouse
Reactivity	Human
Interspecies Antigen Sequence	Mouse (62); Rat (63)
Isotype	IgG2a Kappa
Quality Control Testing	Antibody Reactive Against Recombinant Protein. Western Blot detection against Immunogen (35.64 KDa) .
Storage Buffer	In 1x PBS, pH 7.4
Storage Instruction	Store at -20°C or lower. Aliquot to avoid repeated freezing and thawing.

Applications

- ELISA
- Sandwich ELISA (Recombinant protein)

  Detection limit for recombinant GST tagged A2M is 3 ng/ml as a capture antibody.

  Protocol Download
- *In situ* Proximity Ligation Assay (Cell)

  Proximity Ligation Analysis of protein-protein interactions between IL1B and A2M. HeLa cells were stained with anti-IL1B rabbit purified polyclonal 1:1200 and anti-A2M mouse monoclonal antibody 1:50. Each red dot represents the detection of protein-protein interaction complex, and nuclei were counterstained with DAPI (blue).
- Western Blot (Recombinant protein)

  Protocol Download

Gene Info — A2M

Entrez GeneID	2

Copyright © 2023 Abnova Corporation. All Rights Reserved.

GeneBank Accession#	NM_000014
Protein Accession#	NP_000005.2
Gene Name	A2M
Gene Alias	CPAMD5, DKFZp779B086, FWP007, S863-7
Gene Description	alpha-2-macroglobulin
Omim ID	103950 104300
Gene Ontology	Hyperlink
Gene Summary	Alpha-2-macroglobulin is a protease inhibitor and cytokine transporter. It inhibits many proteases, including trypsin, thrombin and collagenase. A2M is implicated in Alzheimer disease (AD) due to i ts ability to mediate the clearance and degradation of A-beta, the major component of beta-amylo id deposits. [provided by RefSeq
Other Designations	-

Pathway

- Complement and coagulation cascades

Disease

- Alzheimer disease
- Amyloidosis
- Arthritis
- Cardiovascular Diseases
- Cognition Disorders
- Dementia
- Diabetes Complications
- Diabetes Mellitus
- Disease Progression
- Diseases in Twins

Copyright © 2023 Abnova Corporation. All Rights Reserved.

- Edema
- Essential tremor
- Genetic Predisposition to Disease
- Hepatitis C
- Kidney Failure
- Liver Cirrhosis
- Macular Degeneration
- Memory Disorders
- Metabolic Syndrome X
- Multiple Sclerosis
- Myocardial Infarction
- Neoplasms
- Obesity
- Osteoporosis
- Parkinson disease

Copyright © 2023 Abnova Corporation. All Rights Reserved.