Human CCR8/CTLA4 Overexpression CHOK1 Cell Line

Catalog # U0635 Size

Applications

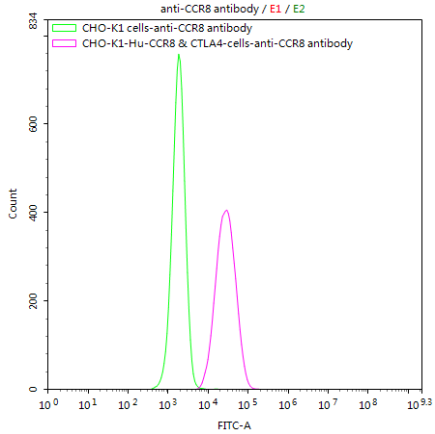

Flow Cytometry

Untransfected CHO-K1 cells (green line) and transfected Human CCR8/CTLA4 CHO-K1 stable cells (red line) were stained with anti-CCR8 antibody, washed and then followed by APC-conjugated anti-Human IgG Fc antibody and analyzed with flow cytometry.

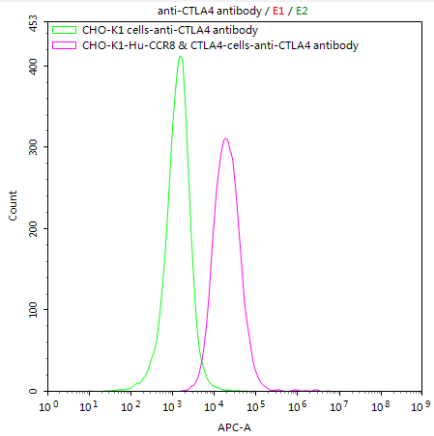

Flow Cytometry

Untransfected CHO-K1 cells (green line) and transfected Human CCR8/CTLA4 CHO-K1 stable cells (red line) were stained with anti-CTLA4 antibody, washed and then followed by APC-conjugated anti-Human IgG Fc antibody and analyzed with flow cytometry.

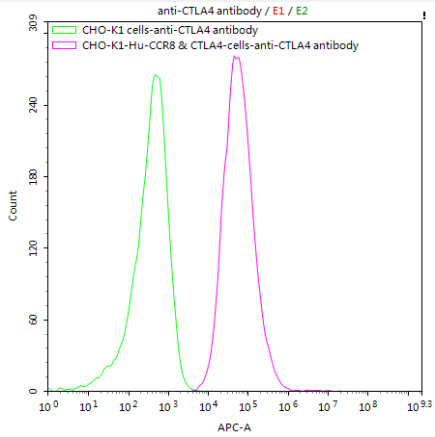

Flow Cytometry

Untransfected CHO-K1 cells (green line) and transfected Human CCR8/CTLA4 CHO-K1 stable cells (red line) were stained with anti-CTLA4 antibody, washed and then followed by FITC-conjugated anti-Human IgG Fc antibody and analyzed with flow cytometry.

Copyright © 2023 Abnova Corporation. All Rights Reserved.

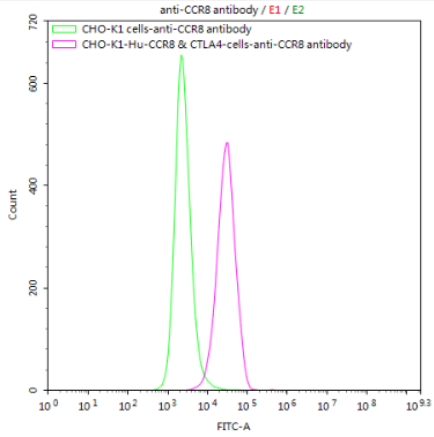

Flow Cytometry (Transfected cell)

Untransfected CHO-K1 cells (green line) and transfected Human CCR8/CTLA4 CHO-K1 stable cells (red line) were stained with anti-CCR8 antibody, washed and then followed by APC-conjugated anti-Human IgG Fc antibody and analyzed with flow cytometry.

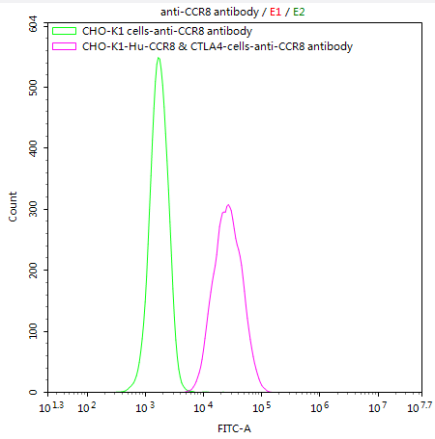

Flow Cytometry (Transfected cell)

Untransfected CHO-K1 cells (green line) and transfected Human CCR8/CTLA4 CHO-K1 stable cells (red line) were stained with anti-CCR8 antibody, washed and then followed by APC-conjugated anti-Human IgG Fc antibody and analyzed with flow cytometry.

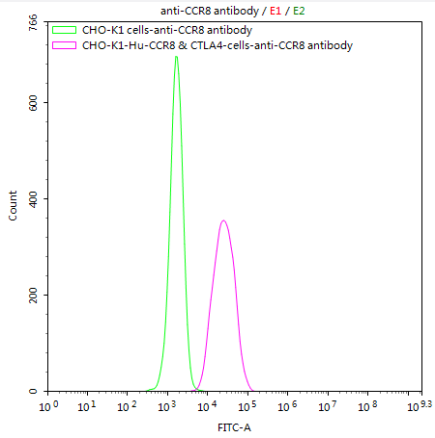

Flow Cytometry (Transfected cell)

Untransfected CHO-K1 cells (green line) and transfected Human CCR8/CTLA4 CHO-K1 stable cells (red line) were stained with anti-CCR8 antibody, washed and then followed by APC-conjugated anti-Human IgG Fc antibody and analyzed with flow cytometry.

Specification

Product Description	Human CCR8/CTLA4 CHOK1 Stable Cell Line
Transfected Cell Line	CHOK1 cell
Host	Hamster
Form	Liquid

Copyright © 2023 Abnova Corporation. All Rights Reserved.

Recommend Usage	ELISA Flow Cytometry
Growth Properties	Adherent
Selection Marker	Puromycin/Blasticidin
Culture Medium	F-12K + 10% FBS + 10 ug/mL Puromycin + 8 ug/mL Blasticidin
Storage Buffer	35% FBS, 55% F-12K, 10% DMSO
Storage Instruction	Store at -80°C. For long term storage store at liquid nitrogen storage. Aliquot to avoid repeated freezing and thawing.
Note	FOR RESEARCH USE ONLY. NOT FOR USE IN DIAGNOSTIC PROCEDURES OR THERAPEUTIC APPLICATIONS.

Applications

- Flow Cytometry

  Untransfected CHO-K1 cells (green line) and transfected Human CCR8/CTLA4 CHO-K1 stable cells (red line) were stained with anti-CCR8 antibody, washed and then followed by APC-conjugated anti-Human IgG Fc antibody and analyzed with flow cytometry.

- Flow Cytometry

  Untransfected CHO-K1 cells (green line) and transfected Human CCR8/CTLA4 CHO-K1 stable cells (red line) were stained with anti-CTLA4 antibody, washed and then followed by APC-conjugated anti-Human IgG Fc antibody and analyzed with flow cytometry.

- Flow Cytometry

  Untransfected CHO-K1 cells (green line) and transfected Human CCR8/CTLA4 CHO-K1 stable cells (red line) were stained with anti-CTLA4 antibody, washed and then followed by FITC-conjugated anti-Human IgG Fc antibody and analyzed with flow cytometry.

- Flow Cytometry (Transfected cell)

  Untransfected CHO-K1 cells (green line) and transfected Human CCR8/CTLA4 CHO-K1 stable cells (red line) were stained with anti-CCR8 antibody, washed and then followed by APC-conjugated anti-Human IgG Fc antibody and analyzed with flow cytometry.

- Flow Cytometry (Transfected cell)

  Untransfected CHO-K1 cells (green line) and transfected Human CCR8/CTLA4 CHO-K1 stable cells (red line) were stained with anti-CCR8 antibody, washed and then followed by APC-conjugated anti-Human IgG Fc antibody and analyzed with flow cytometry.

Copyright © 2023 Abnova Corporation. All Rights Reserved.

- Flow Cytometry (Transfected cell)

  Untransfected CHO-K1 cells (green line) and transfected Human CCR8/CTLA4 CHO-K1 stable cells (red line) were stained with anti-CCR8 antibody, washed and then followed by APC-conjugated anti-Human IgG Fc antibody and analyzed with flow cytometry.

Gene Info — CCR8

Entrez GeneID	1237
Protein Accession#	P51685|P16410
Gene Name	CCR8
Gene Alias	CDw198, CKR-L1, CKRL1, CMKBR8, CMKBRL2, CY6, GPR-CY6, MGC129966, MGC129973, TER1
Gene Description	chemokine (C-C motif) receptor 8
Omim ID	601834
Gene Ontology	Hyperlink
Gene Summary	This gene encodes a member of the beta chemokine receptor family, which is predicted to be a s even transmembrane protein similar to G protein-coupled receptors. Chemokines and their recep tors are important for the migration of various cell types into the inflammatory sites. This receptor protein preferentially expresses in the thymus. I-309, thymus activation-regulated cytokine (TARC) and macrophage inflammatory protein-1 beta (MIP-1 beta) have been identified as ligands of this receptor. Studies of this receptor and its ligands suggested its role in regulation of monocyte che motaxis and thymic cell apoptosis. More specifically, this receptor may contribute to the proper po sitioning of activated T cells within the antigenic challenge sites and specialized areas of lymphoi d tissues. This gene is located at the chemokine receptor gene cluster region. [provided by RefSe q
Other Designations	CC chemokine receptor 8|CC-chemokine receptor chemr1|chemokine (C-C) receptor 8|chemoki ne (C-C) receptor-like 2

Gene Info — CTLA4

Entrez GeneID	1493
Protein Accession#	P51685|P16410
Gene Name	CTLA4
Gene Alias	CD152, CELIAC3, CTLA-4, GSE, IDDM12
Gene Description	cytotoxic T-lymphocyte-associated protein 4

Copyright © 2023 Abnova Corporation. All Rights Reserved.

Omim ID	123890 140300 275000 601388 609755
Gene Ontology	Hyperlink
Gene Summary	This gene is a member of the immunoglobulin superfamily and encodes a protein which transmits an inhibitory signal to T cells. The protein contains a V domain, a transmembrane domain, and a c ytoplasmic tail. Alternate transcriptional splice variants, encoding different isoforms, have been ch aracterized. The membrane-bound isoform functions as a homodimer interconnected by a disulfid e bond, while the soluble isoform functions as a monomer. Mutations in this gene have been asso ciated with insulin-dependent diabetes mellitus, Graves disease, Hashimoto thyroiditis, celiac dis ease, systemic lupus erythematosus, thyroid-associated orbitopathy, and other autoimmune dise ases. [provided by RefSeq
Other Designations	OTTHUMP00000163781|cytotoxic T-lymphocyte-associated antigen 4|cytotoxic T-lymphocyte-as sociated serine esterase-4|ligand and transmembrane spliced cytotoxic T lymphocyte associated antigen 4

Pathway

- Autoimmune thyroid disease
- Cell adhesion molecules (CAMs)
- Chemokine signaling pathway
- Cytokine-cytokine receptor interaction
- T cell receptor signaling pathway

Disease

- Abortion
- Abruptio Placentae
- Acquired Immunodeficiency Syndrome
- Acute Disease
- Addison Disease
- Adenocarcinoma
- Adenoma
- Alcoholism

Copyright © 2023 Abnova Corporation. All Rights Reserved.

- Alopecia Areata
- Anemia
- Arthritis
- Asthma
- Atherosclerosis
- Autoimmune Diseases
- Autoimmune polyglandular syndrome
- Behcet Syndrome
- Bipolar Disorder
- Birth Weight
- Brain Ischemia
- Breast cancer
- Breast Neoplasms
- Bronchial Hyperreactivity
- Bronchiolitis
- Bronchitis
- Calcinosis
- Calculi
- Carcinoma
- Cardiomyopathy
- Cardiovascular Diseases
- Celiac Disease
- Chagas Disease
- Chlamydia Infections
- Cholangitis
- Choriocarcinoma

Copyright © 2023 Abnova Corporation. All Rights Reserved.

- Chronic Disease
- Colitis
- Colon cancer
- Colonic Neoplasms
- Colorectal Neoplasms
- Common Variable Immunodeficiency
- Communicable Diseases
- Connective Tissue Diseases
- Coronary Artery Disease
- Coronary Disease
- Crohn Disease
- Deltaretrovirus Infections
- Dengue
- Dengue Hemorrhagic Fever
- Depressive Disorder
- Dermatitis
- Diabetes Complications
- Diabetes Mellitus
- Diabetic Angiopathies
- Diabetic Ketoacidosis
- Diabetic Nephropathies
- Diabetic Neuropathies
- Diabetic Retinopathy
- Disease Progression
- Disease Susceptibility
- Disorders of Excessive Somnolence

Copyright © 2023 Abnova Corporation. All Rights Reserved.

- Drug Eruptions
- Eczema
- Edema
- Endocrine System Diseases
- Endometriosis
- Eosinophilia
- Epstein-Barr Virus Infections
- Erythema Nodosum
- Esophageal Neoplasms
- Eye Diseases
- Fatty Liver
- Fetal Diseases
- Gender Identity
- Genetic Predisposition to Disease
- Genetic Predisposition to Disease
- Glioblastoma
- Glioma
- Graft vs Host Disease
- Graves Disease
- Graves Ophthalmopathy
- Hashimoto Disease
- Helicobacter Infections
- Hemophilia A
- Hepatitis
- Hepatitis B

Copyright © 2023 Abnova Corporation. All Rights Reserved.

- Hepatitis C
- HIV Infections
- Hydatidiform Mole
- Hypersensitivity
- Hypertension
- Hypoparathyroidism
- Hypothyroidism
- IgA Deficiency
- Infant
- Infection
- Inflammation
- Inflammatory Bowel Diseases
- Iridocyclitis
- Kidney Failure
- Kidney Neoplasms
- Leg Dermatoses
- Leishmaniasis
- Leukemia
- Leukemia
- Liver Cirrhosis
- Liver Diseases
- Liver Neoplasms
- Lung Neoplasms
- Lupus Erythematosus
- Lymphocytosis
- Lymphohistiocytosis
- Lymphoma

Copyright © 2023 Abnova Corporation. All Rights Reserved.

- Lymphoproliferative Disorders
- Malignant melanoma
- Melanoma
- Meniere Disease
- Meningeal Neoplasms
- Meningioma
- Migraine Disorders
- Migraine with Aura
- Migraine without Aura
- Mouth Neoplasms
- Multiple Myeloma
- Multiple Sclerosis
- Musculoskeletal Diseases
- Myasthenia Gravis
- Myocardial Infarction
- Myxedema
- Nasopharyngeal Neoplasms
- Neoplasm Metastasis
- Neoplasms
- Obesity
- Oral Submucous Fibrosis
- Osteoporosis
- Pancreatitis
- Papillomavirus Infections
- Paraproteinemias
- Pemphigus

Copyright © 2023 Abnova Corporation. All Rights Reserved.

- Periodontitis
- Polyendocrinopathies
- Polyradiculoneuropathy
- Postpartum Thyroiditis
- Prediabetic State
- Pre-Eclampsia
- Pregnancy Complications
- Premature Birth
- Prenatal Exposure Delayed Effects
- Proteinuria
- Psoriasis
- Pulmonary Disease
- Pulmonary Fibrosis
- Purpura
- Recurrence
- Respiratory Syncytial Virus Infections
- Rheumatic Heart Disease
- Rhinitis
- Sarcoidosis
- Schizophrenia
- Scleroderma
- Skin Diseases
- Skin Neoplasms
- Spondylarthropathies
- Spondylitis
- Stomach Neoplasms

Copyright © 2023 Abnova Corporation. All Rights Reserved.

- Stroke
- Sunburn
- Thymoma
- Thymus Hyperplasia
- Thymus Neoplasms
- Thyroid Diseases
- Thyroiditis
- Trachoma
- Tuberculosis
- Urinary Bladder Neoplasms
- Urologic Diseases
- Uterine Cervical Neoplasms
- Uveitis
- Uveomeningoencephalitic Syndrome
- Vasculitis
- Vitiligo
- Wegener Granulomatosis
- Werner syndrome

Copyright © 2023 Abnova Corporation. All Rights Reserved.