RecomAb™

# FOXO3 recombinant monoclonal antibody, clone 1E2

Catalog # RAB04380 Size 100 uL

## Applications

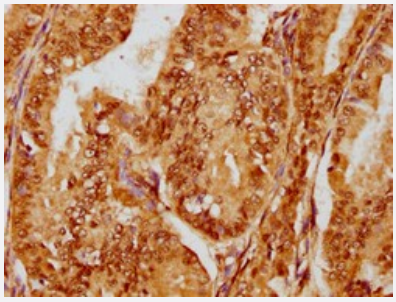

### Immunohistochemistry

Immunohistochemical staining of human endometrial cancer with FOXO3 recombinant monoclonal antibody, clone 1E2 (Cat # RAB04380) (diluated at 1:180).

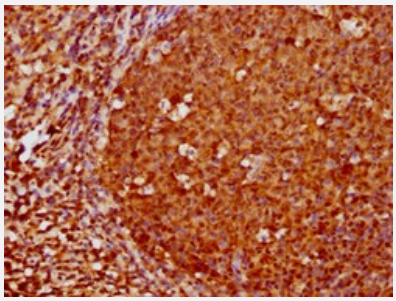

### Immunohistochemistry

Immunohistochemical staining of human tonsil tissue with FOXO3 recombinant monoclonal antibody, clone 1E2 (Cat # RAB04380) (diluated at 1:180).

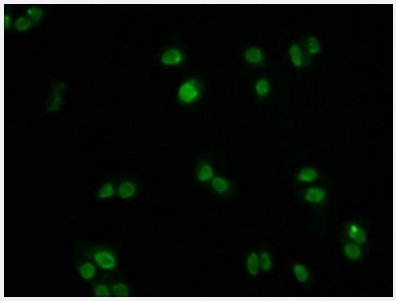

### Immunofluorescence

Immunofluorescent staining of PC3 cells with FOXO3 recombinant monoclonal antibody, clone 1E2 (Cat # RAB04380) (diluated at 1:60). The secondary antibody was Alexa Fluor 488-congugated goat anti-rabbit IgG (green). Counter-stain DAPI was used (blue).

Copyright © 2023 Abnova Corporation. All Rights Reserved.

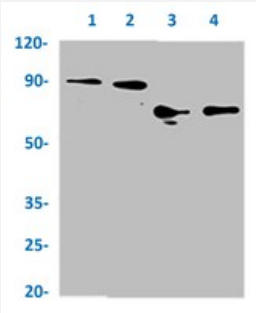


## Western Blot

Western blot analysis of Lane 1:293 whole cell lysate, Lane 2: Jurkat whole cell lysate, Lane 3: SH-SY5Y whole cell lysate and Lane 4: U87 whole cell lysate with FOXO3 recombinant monoclonal antibody, clone 1E2 (Cat # RAB04380).

## Specification

| | |
|---|---|
| **Product Description** | Rabbit recombinant monoclonal antibody raised against human FOXO3. |
| **Antibody Species** | Rabbit |
| **Immunogen** | Original antibody is raised against a synthetic peptide corresponding to human FOXO3. |
| **Theoretical MW (kDa)** | Calculated MW: 72, 4 |
| **Reactivity** | Human |
| **Form** | Liquid |
| **Preparation Method** | Mammalian cell (HEK293) expression system |
| **Purification** | Affinity chromatography |
| **Isotype** | IgG |
| **Recommend Usage** | ELISA<br>Immunofluorescence (1:20-1:200)<br>Immunohistochemistry (1:50-1:200)<br>Western Blot (1:500-1:5000)<br>The optimal working dilution should be determined by the end user. |
| **Storage Buffer** | In PBS, pH7.4 (150 mM NaCl, 50% glycerol and 0.02% sodium azide) |
| **Storage Instruction** | Store at -20°C or -80°C.<br>Aliquot to avoid repeated freezing and thawing. |
| **Note** | This product contains sodium azide: a POISONOUS AND HAZARDOUS SUBSTANCE which shoul d be handled by trained staff only. |

## Applications

Copyright © 2023 Abnova Corporation. All Rights Reserved.

- Immunohistochemistry

  Immunohistochemical staining of human endometrial cancer with FOXO3 recombinant monoclonal antibody, clone 1E2 (Cat # RAB04380) (diluated at 1:180).

- Immunohistochemistry

  Immunohistochemical staining of human tonsil tissue with FOXO3 recombinant monoclonal antibody, clone 1E2 (Cat # RAB04380) (diluated at 1:180).

- Immunofluorescence

  Immunofluorescent staining of PC3 cells with FOXO3 recombinant monoclonal antibody, clone 1E2 (Cat # RAB04380) (diluated at 1:60). The secondary antibody was Alexa Fluor 488-congugated goat anti-rabbit IgG (green). Counter-stain DAPI was used (blue).

- Enzyme-linked Immunoabsorbent Assay

- Western Blot

  Western blot analysis of Lane 1:293 whole cell lysate, Lane 2: Jurkat whole cell lysate, Lane 3: SH-SY5Y whole cell lysate and Lane 4: U87 whole cell lysate with FOXO3 recombinant monoclonal antibody, clone 1E2 (Cat # RAB04380).

## Gene Info — FOXO3

| | |
|---|---|
| **Entrez GeneID** | 2309 |
| **Protein Accession#** | O43524 |
| **Gene Name** | FOXO3 |
| **Gene Alias** | AF6q21, DKFZp781A0677, FKHRL1, FKHRL1P2, FOXO2, FOXO3A, MGC12739, MGC31925 |
| **Gene Description** | forkhead box O3 |
| **Omim ID** | 602681 |
| **Gene Ontology** | Hyperlink |
| **Gene Summary** | This gene belongs to the forkhead family of transcription factors which are characterized by a distinct forkhead domain. This gene likely functions as a trigger for apoptosis through expression of genes necessary for cell death. Translocation of this gene with the MLL gene is associated with secondary acute leukemia. Alternatively spliced transcript variants encoding the same protein have been observed. [provided by RefSeq |
| **Other Designations** | OTTHUMP00000016944\|forkhead box O3A\|forkhead homolog (rhabdomyosarcoma) like 1\|forkhead, Drosophila, homolog of, in rhabdomyosarcoma-like 1 |

Copyright © 2023 Abnova Corporation. All Rights Reserved.

## Pathway

- Chemokine signaling pathway
- Endometrial cancer
- Neurotrophin signaling pathway
- Non-small cell lung cancer

## Disease

- Alzheimer disease
- Amenorrhea
- Cardiovascular Diseases
- Cleft Lip
- Cleft Palate
- Cognition
- Diabetes Mellitus
- Edema
- Genetic Predisposition to Disease
- Infertility
- Narcolepsy
- Obesity
- Ovarian Failure
- Primary Ovarian Insufficiency
- Tobacco Use Disorder
- Tooth Abnormalities

Copyright © 2023 Abnova Corporation. All Rights Reserved.