RecomAb™

ARNT recombinant monoclonal antibody, clone 2F11

Catalog # RAB04344 Size 100 uL

Applications

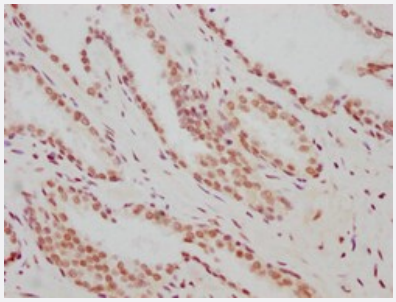

Immunohistochemistry

Immunohistochemical staining of human prostate cancer with ARNT recombinant monoclonal antibody, clone 2F11 (Cat # RAB04344) (diluated at 1:183).

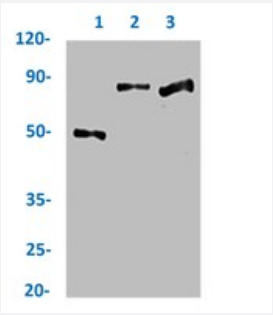

Immunoprecipitation

Immunoprecipitation analysis of HeLa cell lysate with ARNT recombinant monoclonal antibody, clone 2F11 (Cat # RAB04344).
Lane 1: rabbit control IgG, Lane 2: RAB04344 precipitates and Lane 3: Input (Hela whole cell lysate).

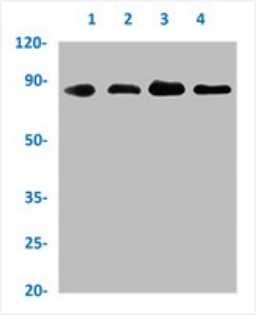

Western Blot

Western blot analysis of Lane 1: Hela whole cell lysate, Lane 2: MCF-7 whole cell lysate, Lane 3: HepG2 whole cell lysate and Lane 4: K562 whole cell lysate with ARNT recombinant monoclonal antibody, clone 2F11 (Cat # RAB04344).

Specification

Product Description	Rabbit recombinant monoclonal antibody raised against human ARNT.

Copyright © 2023 Abnova Corporation. All Rights Reserved.

Antibody Species	Rabbit
Immunogen	Original antibody is raised against a synthetic peptide corresponding to human ARNT.
Theoretical MW (kDa)	Calculated MW: 87, 8
Reactivity	Human
Form	Liquid
Preparation Method	Mammalian cell (HEK293) expression system
Purification	Affinity chromatography
Isotype	IgG
Recommend Usage	ELISA Immunohistochemistry (1:50-1:200) Immunoprecipitation (1:200-1:1000) Western Blot (1:500-1:5000) The optimal working dilution should be determined by the end user.
Storage Buffer	In PBS, pH7.4 (150mM NaCl, 50% glycerol and 0.02% sodium azide)
Storage Instruction	Store at -20 °C or -80 °C. Aliquot to avoid repeated freezing and thawing.
Note	This product contains sodium azide: a POISONOUS AND HAZARDOUS SUBSTANCE which shoul d be handled by trained staff only.

Applications

- Immunohistochemistry

  Immunohistochemical staining of human prostate cancer with ARNT recombinant monoclonal antibody, clone 2F11 (Cat # RAB04344) (diluated at 1:183).

- Enzyme-linked Immunoabsorbent Assay

- Immunoprecipitation

  Immunoprecipitation analysis of HeLa cell lysate with ARNT recombinant monoclonal antibody, clone 2F11 (Cat # RAB04344). Lane 1: rabbit control IgG, Lane 2: RAB04344 precipitates and Lane 3: Input (Hela whole cell lysate).

- Western Blot

  Western blot analysis of Lane 1: Hela whole cell lysate, Lane 2: MCF-7 whole cell lysate, Lane 3: HepG2 whole cell lysate and Lane 4: K562 whole cell lysate with ARNT recombinant monoclonal antibody, clone 2F11 (Cat # RAB04344).

Copyright © 2023 Abnova Corporation. All Rights Reserved.

Gene Info — ARNT

Entrez GeneID	405
Protein Accession#	P27540
Gene Name	ARNT
Gene Alias	HIF-1beta, HIF1B, HIF1BETA, TANGO, bHLHe2
Gene Description	aryl hydrocarbon receptor nuclear translocator
Omim ID	126110
Gene Ontology	Hyperlink
Gene Summary	The aryl hydrocarbon (Ah) receptor is involved in the induction of several enzymes that participate in xenobiotic metabolism. The ligand-free, cytosolic form of the Ah receptor is complexed to heat shock protein 90. Binding of ligand, which includes dioxin and polycyclic aromatic hydrocarbons, r esults in translocation of the ligand-binding subunit only to the nucleus. Induction of enzymes involv ed in xenobiotic metabolism occurs through binding of the ligand-bound Ah receptor to xenobiotic responsive elements in the promoters of genes for these enzymes. This gene encodes a protein t hat forms a complex with the ligand-bound Ah receptor, and is required for receptor function. The encoded protein has also been identified as the beta subunit of a heterodimeric transcription fact or, hypoxia-inducible factor 1 (HIF1). A t(1;12)(q21;p13) translocation, which results in a TEL-ARN T fusion protein, is associated with acute myeloblastic leukemia. Three alternatively spliced varian ts encoding different isoforms have been described for this gene. [provided by RefSeq
Other Designations	OTTHUMP00000032943|dioxin receptor, nuclear translocator|hypoxia-inducible factor 1, beta su bunit

Pathway

- Pathways in cancer
- Renal cell carcinoma

Disease

- Abortion
- Adenocarcinoma
- Cardiovascular Diseases
- Cleft Lip

Copyright © 2023 Abnova Corporation. All Rights Reserved.

- Cleft Palate
- Diabetes Mellitus
- Edema
- Endometriosis
- Esophageal Neoplasms
- Genetic Predisposition to Disease
- Infertility
- Lung Neoplasms
- Parkinson disease
- Prediabetic State
- Prostate cancer
- Pulmonary Disease
- Thyroid Neoplasms
- Urinary Bladder Neoplasms
- Werner syndrome

Copyright © 2023 Abnova Corporation. All Rights Reserved.