RecomAb™

FOXA1 recombinant monoclonal antibody, clone 3B2

Catalog # RAB04052 Size 100 uL

Applications

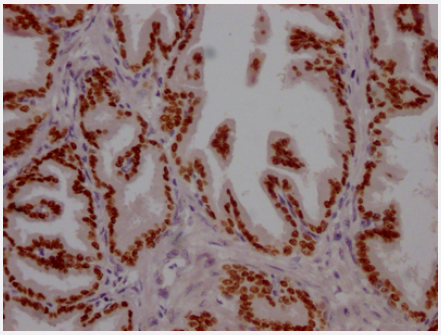

Immunohistochemistry

Immunohistochemistry image of FOXA1 recombinant monoclonal antibody, clone 3B2 diluted at 1:100 and staining in paraffin-embedded human prostate tissue performed on a Leica BondTM system.

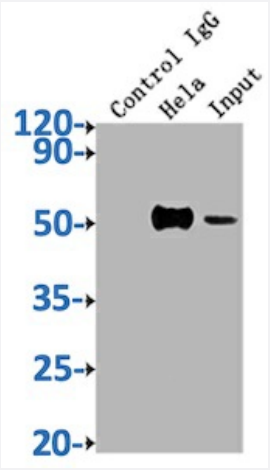

Immunoprecipitation

Immunoprecipitating FOXA1 in Hela whole cell lysate.

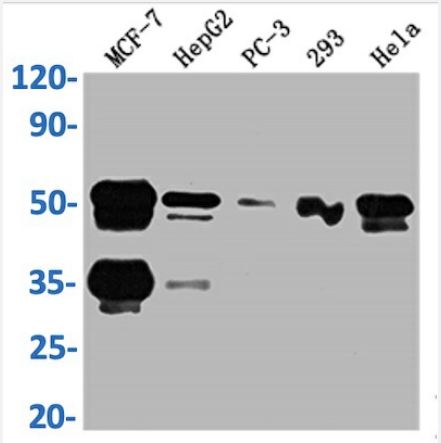

Western Blot

Western Blot analysis of Lane 1: MCF-7 whole cell lysate; Lane 2: HepG2 whole cell lysate; Lane 3: PC-3 whole cell lysate; Lane 4: 293 whole cell lysate; Lane 5: Hela whole cell lysate.

Copyright © 2023 Abnova Corporation. All Rights Reserved.

Specification

Product Description	Rabbit recombinant monoclonal antibody raised against human FOXA1.
Antibody Species	Rabbit
Immunogen	Original antibody is raised against recombinant protein corresponding to full length human FOXA1.
Reactivity	Human
Form	Liquid
Preparation Method	Mammalian cell (HEK293) expression system
Purification	Affinity-chromatography
Isotype	IgG
Recommend Usage	ELISA Immunohistochemistry (1:50-1:200) Immunoprecipitation(1:200-1:1000) Western Blot (1:500-1:5000) The optimal working dilution should be determined by the end user.
Storage Buffer	In PBS, pH7.4 (150mM NaCl, 50% glycerol and 0.02% sodium azide)
Storage Instruction	Store at -20 °C or -80 °C. Aliquot to avoid repeated freezing and thawing.
Note	This product contains sodium azide: a POISONOUS AND HAZARDOUS SUBSTANCE which shoul d be handled by trained staff only.

Applications

- Immunohistochemistry

  Immunohistochemistry image of FOXA1 recombinant monoclonal antibody, clone 3B2 diluted at 1:100 and staining in paraffin-embedded human prostate tissue performed on a Leica BondTM system.

- Enzyme-linked Immunoabsorbent Assay

- Immunoprecipitation

  Immunoprecipitating FOXA1 in Hela whole cell lysate.

- Western Blot

  Western Blot analysis of Lane 1: MCF-7 whole cell lysate; Lane 2: HepG2 whole cell lysate; Lane 3: PC-3 whole cell lysate; Lane 4: 293 whole cell lysate; Lane 5: Hela whole cell lysate.

Copyright © 2023 Abnova Corporation. All Rights Reserved.

Gene Info — FOXA1

Entrez GeneID	3169
Protein Accession#	P55317
Gene Name	FOXA1
Gene Alias	HNF3A, MGC33105, TCF3A
Gene Description	forkhead box A1
Omim ID	602294
Gene Ontology	Hyperlink
Gene Summary	This gene encodes a member of the forkhead class of DNA-binding proteins. These hepatocyte n uclear factors are transcriptional activators for liver-specific transcripts such as albumin and transt hyretin, and they also interact with chromatin. Similar family members in mice have roles in the reg ulation of metabolism and in the differentiation of the pancreas and liver. [provided by RefSeq
Other Designations	hepatocyte nuclear factor 3, alpha

Disease

- Breast cancer
- Breast Neoplasms

Copyright © 2023 Abnova Corporation. All Rights Reserved.