RecomAb™

CREB1 recombinant monoclonal antibody

Catalog # RAB02660 Size 100 uL

Applications

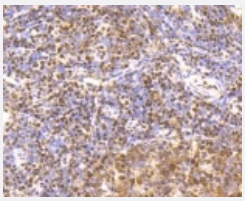

Immunohistochemistry (Formalin/PFA-fixed paraffin-embedded sections)

Immunohistochemical analysis of paraffin-embedded human tonsil tissue using CREB1 recombinant monoclonal antibody (Cat # RAB02660). Counter stained with hematoxylin.

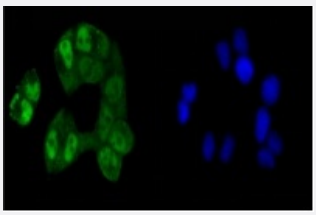

Immunocytochemistry

Immunocytochemical staining of HeLa cells using CREB1 recombinant monoclonal antibody (Cat # RAB02660)(green). The nuclear counter stain is DAPI (blue). Cells were fixed in paraformaldehyde, permeabilised with 0.25% Triton *100/PBS.

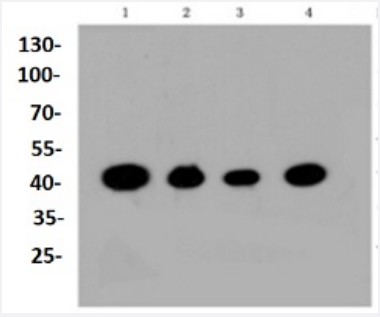

Western Blot (Cell lysate)

Western blot analysis of Lane1:Hela whole cell lysate Lane2:HepG2 whole cell lysate Lane3:Jurkat whole cell lysate Lane4:NIH/3T3 whole cell lysate with CREB1 recombinant monoclonal antibody (Cat # RAB02660) at 1:1000 dilution.

Specification

Product Description	Rabbit recombinant monoclonal antibody raised against CREB1.

Copyright © 2023 Abnova Corporation. All Rights Reserved.

Antibody Species	Rabbit
Immunogen	Original antibody is raised against recombinant CREB1.
Theoretical MW (kDa)	38
Reactivity	Human, Mouse, Rat, Zebra fish
Specificity	This antibody detects endogenous levels of CREB and does not cross-react with related proteins.
Form	Liquid
Preparation Method	Mammalian cell (HEK293) expression system
Purification	Protein A purification
Isotype	IgG
Recommend Usage	Flow Cytometry (1:10-1:100) Immunocytochemistry (1:50-1:200) Immunofluorescence (1:50-1:200) Immunohistochemistry (1:50-1:200) Immunoprecipitation (1:50-1:200) Western Blot (1:1000-1:5000) The optimal working dilution should be determined by the end user.
Storage Buffer	In PBS , pH7.2 (0.02% sodium azide and 50% glycerol)
Storage Instruction	Store at 4°C short term. Aliquot and store at -20°C long term. Avoid freeze-thaw cycles.
Note	This product contains sodium azide: a POISONOUS AND HAZARDOUS SUBSTANCE which shoul d be handled by trained staff only.

Applications

- Immunohistochemistry (Formalin/PFA-fixed paraffin-embedded sections)

  Immunohistochemical analysis of paraffin-embedded human tonsil tissue using CREB1 recombinant monoclonal antibody (Cat # RAB02660). Counter stained with hematoxylin.

- Immunofluorescence

- Immunocytochemistry

  Immunocytochemical staining of HeLa cells using CREB1 recombinant monoclonal antibody (Cat # RAB02660)(green). The nuclear counter stain is DAPI (blue). Cells were fixed in paraformaldehyde, permeabilised with 0.25% Triton *100/PBS.

Copyright © 2023 Abnova Corporation. All Rights Reserved.

- Flow Cytometry
- Immunoprecipitation
- Western Blot (Cell lysate)

  Western blot analysis of Lane1:Hela whole cell lysate Lane2:HepG2 whole cell lysate Lane3:Jurkat whole cell lysate Lane4:NIH/3T3 whole cell lysate with CREB1 recombinant monoclonal antibody (Cat # RAB02660) at 1:1000 dilution.

Gene Info — CREB1

Entrez GeneID	1385
Protein Accession#	P16220
Gene Name	CREB1
Gene Alias	CREB, MGC9284
Gene Description	cAMP responsive element binding protein 1
Omim ID	123810
Gene Ontology	Hyperlink
Gene Summary	This gene encodes a transcription factor that is a member of the leucine zipper family of DNA bin ding proteins. This protein binds as a homodimer to the cAMP-responsive element, an octameric palindrome. The protein is phosphorylated by several protein kinases, and induces transcription o f genes in response to hormonal stimulation of the cAMP pathway. Alternate splicing of this gene r esults in two transcript variants encoding different isoforms. [provided by RefSeq
Other Designations	active transcription factor CREB|cAMP-response element-binding protein-1|transactivator protein

Pathway

- Antigen processing and presentation
- Melanogenesis
- Prostate cancer

Disease

- Alcoholism

Copyright © 2023 Abnova Corporation. All Rights Reserved.

- Alzheimer disease
- Anorexia Nervosa
- Arousal
- Asthma
- Avoidance Learning
- Bipolar Disorder
- Bulimia
- Cardiovascular Diseases
- Choice Behavior
- Cognition
- Depressive Disorder
- Diabetes Complications
- Diabetes Mellitus
- Disease Models
- Dominance
- Edema
- Genetic Predisposition to Disease
- Inflammation
- Lymphoma
- Memory
- Metabolic Syndrome X
- Mood Disorders
- Neoplasms
- Osteoporosis
- Pattern Recognition
- Personality Inventory

Copyright © 2023 Abnova Corporation. All Rights Reserved.

- Psychiatric Status Rating Scales
- Psychomotor Performance
- Schizophrenia
- Schizophrenic Psychology
- Sleep Disorders
- Weight Gain

Copyright © 2023 Abnova Corporation. All Rights Reserved.