RecomAb™

# Camelid VHH recombinant monoclonal antibody cocktail (HRP)

Catalog # RAB02384 Size 200 uL

## Applications

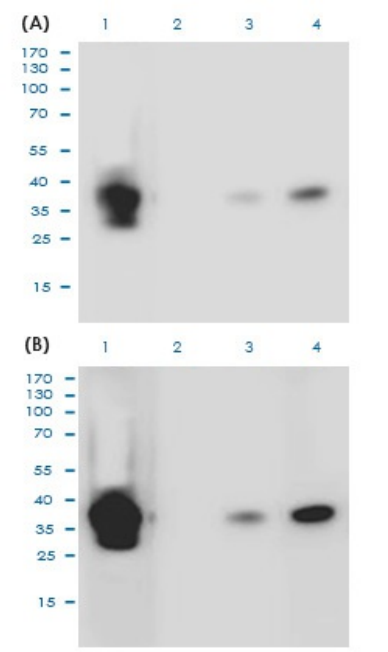


### Western Blot (Recombinant protein)

Western Blot analysis of CD8A Protein (0.2ug) with exposure time (A) 30 seconds (B) 90 seconds.

Lane 1: (1st Ab) Mouse Anti-HIS clone HIS.H8 (1ug/ml) and (2nd Ab) Jackson anti-mouse IgG-HRP (5000X).
Lane 2: (1st Ab) 2% milk in 0.2% PBST and (2nd Ab) Goat Anti-Human Ig FC HRP (5000X)
Lane 3: (1st Ab) CD8A VHH-hIgG1 humanized monoclonal antibody, clone B5 (1ug) and (2nd Ab) Goat Anti-Human Ig FC HRP (5000X)
Lane 4: (1st Ab) CD8A VHH-hIgG1 humanized monoclonal antibody, clone B5 (1ug) and (2nd Ab) Camelid VHH recombinant monoclonal antibody cocktail (HRP) (1000X)(Cat # RAB02384).

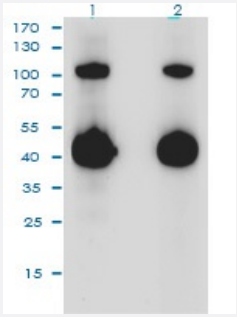


### Western Blot

Western Blot analysis of CD8A VHH-hIgG1 humanized monoclonal antibody, clone B (RAB01120-M03J).

Lane 1: Goat Anti-Human Ig FC HRP (5000X).
Lane 2: Camelid VHH recombinant monoclonal antibody cocktail (HRP) (1000X)(Cat # RAB02384).

Copyright © 2023 Abnova Corporation. All Rights Reserved.

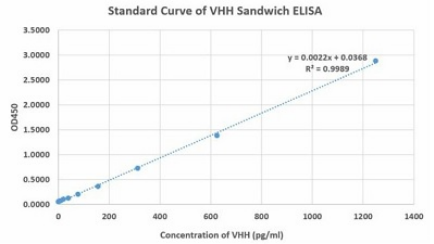


Sandwich ELISA is developed by using Camelid VHH recombinant monoclonal antibody, clone 96A3F5 (Cat # RAB02367) and Camelid VHH recombinant monoclonal antibody cocktail (HRP)(Cat # RAB02384) as the capture and detection antibodies, respectively.

## Specification

| | |
|---|---|
| **Product Description** | Rabbit recombinant monoclonal antibody cocktail raised against camelid VHH antibody (llama, alpaca, and camel). |
| **Antibody Species** | Rabbit |
| **Immunogen** | Original antibody is raised against llama VHH antibody |
| **Reactivity** | Camelid |
| **Specificity** | Rabbit Anti-Camelid VHH Antibody cocktail is specific for camelid sdAb (llama and camel). It has no cross-reactivity with mouse, rat, rabbit, goat or human immunoglobulins. |
| **Form** | Liquid |
| **Purification** | Protein A affinity purification |
| **Isotype** | IgG |
| **Quality Control Testing** | Standard Curve<br>Sandwich ELISA is developed by using Camelid VHH recombinant monoclonal antibody, clone 96A3F5 (Cat # RAB02367) and Camelid VHH recombinant monoclonal antibody cocktail (HRP)(Cat # RAB02384) as the capture and detection antibodies, respectively. |
| **Recommend Usage** | ELISA (1:5,000-1:10,000)<br>Sandwich ELISA<br>Western blot (1:1,000-1:5,000)<br>The following concentration ranges are recommended starting points for this product.<br>Optimal working dilutions must be determined by the end user. |
| **Storage Buffer** | In PBS, pH 7.4 (10 mg/mL BSA, 0.01% thimerosal and 50% glycerol) |
| **Storage Instruction** | Store at -20°C.<br>This product is stable for 1 year upon receipt, when handled and stored as instructed. |
| **Note** | This product contains thimerosal: a POISONOUS AND HAZARDOUS SUBSTANCE which should be handled by trained staff only. |

Copyright © 2023 Abnova Corporation. All Rights Reserved.

## Applications

- Sandwich ELISA
- Enzyme-linked Immunoabsorbent Assay
- Western Blot (Recombinant protein)

  Western Blot analysis of CD8A Protein (0.2ug) with exposure time (A) 30 seconds (B) 90 seconds.

  Lane 1: (1st Ab) Mouse Anti-HIS clone HIS.H8 (1ug/ml) and (2nd Ab) Jackson anti-mouse IgG-HRP (5000X).
  Lane 2: (1st Ab) 2% milk in 0.2% PBST and (2nd Ab) Goat Anti-Human Ig FC HRP (5000X)
  Lane 3: (1st Ab) CD8A VHH-hIgG1 humanized monoclonal antibody, clone B5 (1ug) and (2nd Ab) Goat Anti-Human Ig FC HRP (5000X)
  Lane 4: (1st Ab) CD8A VHH-hIgG1 humanized monoclonal antibody, clone B5 (1ug) and (2nd Ab) Camelid VHH recombinant monoclonal antibody cocktail (HRP) (1000X)(Cat # RAB02384).
- Western Blot
- Western Blot

  Western Blot analysis of CD8A VHH-hIgG1 humanized monoclonal antibody, clone B (RAB01120-M03J).

  Lane 1: Goat Anti-Human Ig FC HRP (5000X).
  Lane 2: Camelid VHH recombinant monoclonal antibody cocktail (HRP) (1000X)(Cat # RAB02384).

Copyright © 2023 Abnova Corporation. All Rights Reserved.