Sm Size

TMEM119 polyclonal antibody

Catalog # PAB31820 Size 25 uL, 100 uL

Applications

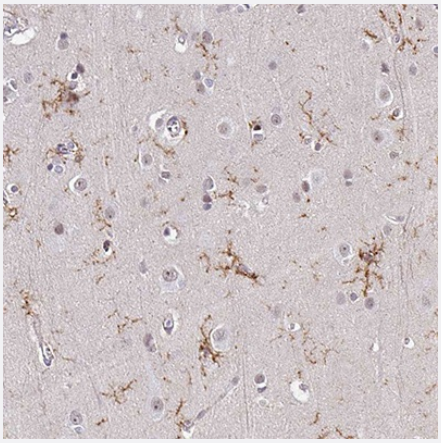

Immunohistochemistry

Immunohistochemical staining of human cerebral cortex shows moderate membranous positivity in microglia.

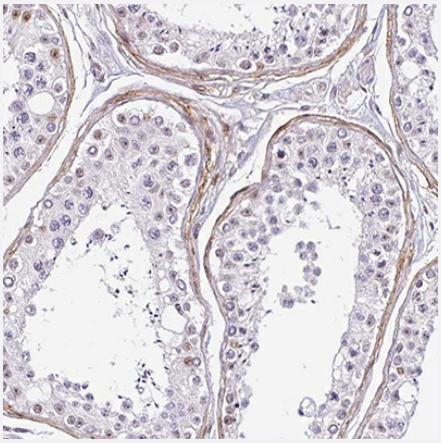

Immunohistochemistry

Immunohistochemical staining of human testis shows moderate cytoplasmic positivity in peritubular myoid cells.

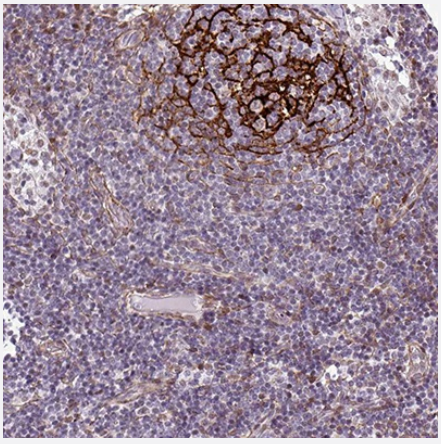

Immunohistochemistry

Immunohistochemical staining of human lymph node shows strong positivity in reticular fibers in germinal center cells.

Copyright © 2023 Abnova Corporation. All Rights Reserved.

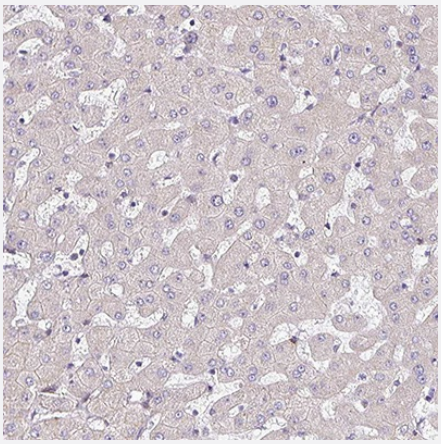

Immunohistochemistry

Immunohistochemical staining of human liver shows no positivity in hepatocytes as expected.

Specification

Product Description	Rabbit polyclonal antibody raised against recombinant human TMEM119.
Sequence	GDGARMVEGRGAEEEEKGSQEGDQEVQGHGVPVETPEAQEEPCSGVLEGAVVAGEGQGELE GSLLLAQEAQGPVGPPESPCACSSVHPS
Host	Rabbit
Reactivity	Human
Specificity	This antibody reacts to TMEM119.
Form	Liquid
Purification	Affinity purification
Isotype	IgG
Recommend Usage	Immunohistochemistry (1:500 - 1:1000) The optimal working dilution should be determined by the end user.
Storage Buffer	In PBS, pH7.2 (40% glycerol, 0.02% sodium azide).
Storage Instruction	Store at 4°C. For long term storage store at -20°C. Aliquot to avoid repeated freezing and thawing.
Note	This product contains sodium azide: a POISONOUS AND HAZARDOUS SUBSTANCE which shoul d be handled by trained staff only.

Applications

Copyright © 2023 Abnova Corporation. All Rights Reserved.

- Immunohistochemistry

  Immunohistochemical staining of human cerebral cortex shows moderate membranous positivity in microglia.

- Immunohistochemistry

  Immunohistochemical staining of human testis shows moderate cytoplasmic positivity in peritubular myoid cells.

- Immunohistochemistry

  Immunohistochemical staining of human lymph node shows strong positivity in reticular fibers in germinal center cells.

- Immunohistochemistry

  Immunohistochemical staining of human liver shows no positivity in hepatocytes as expected.

Copyright © 2023 Abnova Corporation. All Rights Reserved.