Bioactive

CD276 (Cynomolgus) Recombinant Protein

Catalog # P11217 Size 100 ug

Applications

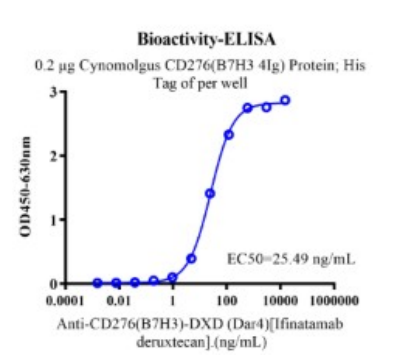

Enzyme-linked Immunoabsorbent Assay

CD276 (Cynomolgus) Recombinant Protein (Catalog # P11217) was immobilized at 2 ug/mL (100 uL/well). Increasing concentrations of Anti-CD276(B7H3)-DXD (Dar4)[Ifinatamab deruxtecan] were added.

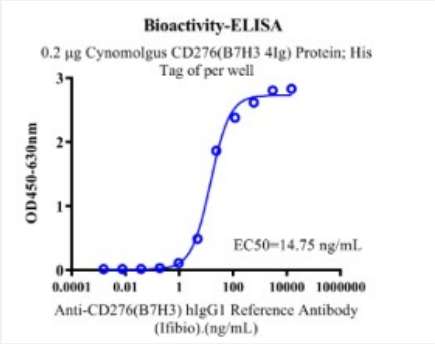

Enzyme-linked Immunoabsorbent Assay

CD276 (Cynomolgus) Recombinant Protein (Catalog # P11217) was immobilized at 2 ug/mL (100 uL/well). Increasing concentrations of Anti-CD276(B7H3) hIgG1 Reference Antibody (Ifibio) were added.

Copyright © 2023 Abnova Corporation. All Rights Reserved.



SDS-PAGE

On SDS-PAGE under reducing condition. The gel was stained overnight with Coomassie Blue. The purity of the protein is greater than 95%.

Specification

Product Description	Cynomolgus CD276 (XP_015308534.1, Leu 29-Glu 465) partial recombinant protein with His tag at the C-terminal in Mammalian cell (HEK293).
Sequence	Leu 29 - Glu 465
Host	Human
Theoretical MW (kDa)	47.9
Reactivity	Crab-eating macaque
Form	Lyophilized
Preparation Method	Mammalian cell (HEK293) expression system
Purity	> 95% by Tris-Bis PAGE
Endotoxin Level	< 1 EU per 1 ug as determined by the LAL method.
Activity	The EC_{50} was 14.75 ng/mL (Anti-CD276(B7H3) hIgG1) and 25.49 ng/mL (Anti-CD276(B7H3)-DXD (Dar4)) determined by ELISA.
Regulatory Status	For research use only (RUO)
Recommend Usage	The optimal working dilution should be determined by the end user.
Storage Buffer	Lyophilized from 0.2 um filtered solution in PBS, pH7.2 to 7.4.

Copyright © 2023 Abnova Corporation. All Rights Reserved.

Storage Instruction	Store at -80°C. Aliquot to avoid repeated freezing and thawing.

Applications

- Enzyme-linked Immunoabsorbent Assay

  CD276 (Cynomolgus) Recombinant Protein (Catalog # P11217) was immobilized at 2 ug/mL (100 uL/well). Increasing concentrations of Anti-CD276(B7H3)-DXD (Dar4)[Ifinatamab deruxtecan] were added.

- Enzyme-linked Immunoabsorbent Assay

  CD276 (Cynomolgus) Recombinant Protein (Catalog # P11217) was immobilized at 2 ug/mL (100 uL/well). Increasing concentrations of Anti-CD276(B7H3) hIgG1 Reference Antibody (Ifibio) were added.

- SDS-PAGE

  On SDS-PAGE under reducing condition. The gel was stained overnight with Coomassie Blue. The purity of the protein is greater than 95%.

Copyright © 2023 Abnova Corporation. All Rights Reserved.