Bioactive

IL4 (Human) Recombinant Protein

Catalog # P10679 Size 100 ug

Applications

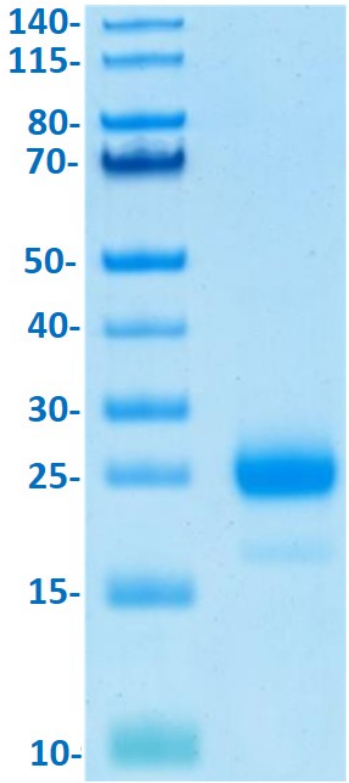

SDS-PAGE

Human IL4 on Bis-Tris PAGE under reduced condition. The purity is greater than 95%.

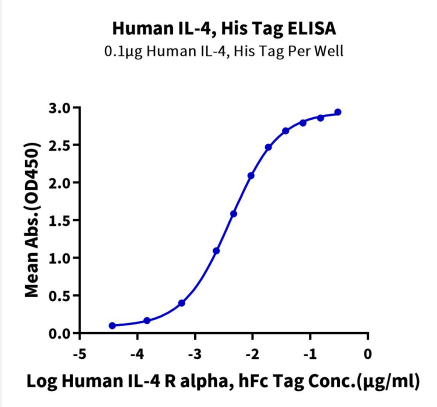

ELISA

Immobilized Human IL4 at 1 ug/mL (100 uL/well) on the plate. Dose response curve for Human IL4 R alpha, hFc Tag with the EC_{50} of 4.2 ng/mL determined by ELISA.

Copyright © 2023 Abnova Corporation. All Rights Reserved.

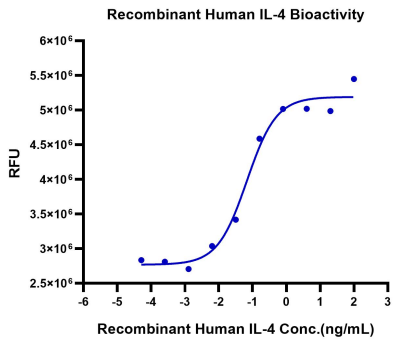

ELISA

Measured in a cell proliferation assay using TF-1 human erythroleukemic cells. The ED_{50} for this effect is <0.2 ng/mL.

Specification

Product Description	Human IL4 (P05112, His25-Ser153) partial recombinant protein with Avi-His tag at the C-Terminus e xpressed in HEK294 cells.
Sequence	His25-Ser153
Host	Human
Theoretical MW (kDa)	17.8
Reactivity	Mouse
Form	Lyophilized
Preparation Method	Mammalian cell (HEK293) expression system
Purity	> 95% by Tris-Bis PAGE
Endotoxin Level	< 1 EU per 1 ug as determined by the LAL method.
Activity	The EC_{50} was 4.2 ng/mL determined by ELISA.
Recommend Usage	Biological Activity ELISA Tris-Bis PAGE The optimal working dilution should be determined by the end user.
Storage Buffer	Lyophilized from 0.22 um filtered solution in PBS (pH 7.4). Normally 8% trehalose is added as protec tant before lyophilization.
Storage Instruction	Store at -20°C for 12 months. After reconstitution, store at -80°C for 3 months. Aliquot to avoid repeated freezing and thawing.

Applications

Copyright © 2023 Abnova Corporation. All Rights Reserved.

- Enzyme-linked Immunoabsorbent Assay

- SDS-PAGE

  Human IL4 on Bis-Tris PAGE under reduced condition. The purity is greater than 95%.

Gene Info — IL4

Entrez GeneID	3565
Protein Accession#	P05112
Gene Name	IL4
Gene Alias	BCGF-1, BCGF1, BSF1, IL-4, MGC79402
Gene Description	interleukin 4
Omim ID	147780
Gene Ontology	Hyperlink
Gene Summary	The protein encoded by this gene is a pleiotropic cytokine produced by activated T cells. This cytokine is a ligand for interleukin 4 receptor. The interleukin 4 receptor also binds to IL13, which may contribute to many overlapping functions of this cytokine and IL13. STAT6, a signal transducer and activator of transcription, has been shown to play a central role in mediating the immune regulatory signal of this cytokine. This gene, IL3, IL5, IL13, and CSF2 form a cytokine gene cluster on chromosome 5q, with this gene particularly close to IL13. This gene, IL13 and IL5 are found to be regulated coordinately by several long-range regulatory elements in an over 120 kilobase range on the chromosome. Two alternatively spliced transcript variants of this gene encoding distinct isoforms have been reported. [provided by RefSeq
Other Designations	B cell growth factor 1|B_cell stimulatory factor 1|lymphocyte stimulatory factor 1

Pathway

- Allograft rejection
- Asthma
- Autoimmune thyroid disease
- Cytokine-cytokine receptor interaction
- Fc epsilon RI signaling pathway
- Hematopoietic cell lineage

Copyright © 2023 Abnova Corporation. All Rights Reserved.

- Jak-STAT signaling pathway
- T cell receptor signaling pathway

Disease

- Abortion
- Acquired Immunodeficiency Syndrome
- Acute Disease
- Adenocarcinoma
- Aggressive Periodontitis
- AIDS Dementia Complex
- Albuminuria
- Alcoholism
- Alveolar Bone Loss
- Alveolitis
- Alzheimer disease
- Arthritis
- Asthma
- Atherosclerosis
- Autoimmune Diseases
- Bacteremia
- Biliary Tract Neoplasms
- Bone Diseases
- Brain Ischemia
- Brain Neoplasms
- Breast cancer
- Breast Neoplasms

Copyright © 2023 Abnova Corporation. All Rights Reserved.

- Bronchial Hyperreactivity
- Bronchiolitis
- Bronchopulmonary Dysplasia
- Brucellosis
- Cadaver
- Calcinosis
- Candidiasis
- Carcinoma
- Cardiomyopathy
- Cardiovascular Diseases
- Celiac Disease
- Central Nervous System Neoplasms
- Cerebral Infarction
- Cerebrovascular Accident
- Chagas Disease
- Chlamydia Infections
- Cholecystolithiasis
- Choledocholithiasis
- Chorioamnionitis
- Chronic Disease
- Chronic Periodontitis
- Cognition Disorders
- Colitis
- Colon cancer
- Colonic Neoplasms
- Colorectal Neoplasms

Copyright © 2023 Abnova Corporation. All Rights Reserved.

- Common Variable Immunodeficiency
- Communicable Diseases
- Conjunctivitis
- Connective Tissue Diseases
- Constriction
- Coronary Artery Disease
- Coronary Disease
- Crohn Disease
- Cystitis
- Dengue
- Dental Plaque
- Dermatitis
- Dermatomyositis
- Diabetes Complications
- Diabetes Mellitus
- Disease Progression
- Disease Susceptibility
- Drug Hypersensitivity
- Ductus Arteriosus
- Edema
- Endometriosis
- Enterocolitis
- Epidermal Necrolysis
- Epilepsy
- Esophageal Neoplasms
- Esophagitis

Copyright © 2023 Abnova Corporation. All Rights Reserved.

- Fatigue Syndrome
- Fetal Diseases
- Fetal Membranes
- Fibromyalgia
- Food Hypersensitivity
- Gastritis
- Genetic Predisposition to Disease
- Gingival Hemorrhage
- Glioblastoma
- Glioma
- Glomerulonephritis
- Gout
- Graft vs Host Disease
- Graves Disease
- Graves Ophthalmopathy
- Hashimoto Disease
- Helicobacter Infections
- Hematologic Diseases
- Hemophilia A
- Hepatitis
- Hepatitis B
- Hepatitis C
- Herpesviridae Infections
- Histiocytosis
- HIV Infections

Copyright © 2023 Abnova Corporation. All Rights Reserved.

- Hodgkin Disease
- Hyperglycemia
- Hyperparathyroidism
- Hypersensitivity
- Hypertension
- Idiopathic Pulmonary Fibrosis
- Infant
- Infection
- Inflammation
- Inflammatory Bowel Diseases
- Intervertebral Disk Displacement
- Inversion
- Irritable Bowel Syndrome
- Kidney Diseases
- Kidney Failure
- Kidney Neoplasms
- Leiomyoma
- Leishmaniasis
- Leptospirosis
- Leukemia
- Lichen Planus
- Liver Cirrhosis
- Liver Diseases
- Liver Neoplasms
- Lung Diseases
- Lung Neoplasms

Copyright © 2023 Abnova Corporation. All Rights Reserved.

- Lupus Erythematosus
- Lymphatic Metastasis
- Lymphoma
- Lymphoproliferative Disorders
- Malaria
- Malignant melanoma
- Melanoma
- Meningococcal Infections
- Mental Disorders
- Metabolic Syndrome X
- Metaplasia
- Migraine Disorders
- Mitral Valve Prolapse
- Mouth Neoplasms
- Mucocutaneous Lymph Node Syndrome
- Multiple Myeloma
- Multiple Organ Failure
- Multiple Sclerosis
- Multiple Trauma
- Musculoskeletal Diseases
- Myocardial Infarction
- Myocardial Ischemia
- Myositis
- Nasal Polyps
- Neoplasm Invasiveness
- Neoplasms

Copyright © 2023 Abnova Corporation. All Rights Reserved.

- Nephrosis
- Nephrotic Syndrome
- Neuropsychological Tests
- Obesity
- Obstetric Labor
- Occupational Diseases
- Osteoarthritis
- Osteolysis
- Osteomyelitis
- Osteoporosis
- Otitis Media
- Pain
- Pancreatic cancer
- Pancreatic Neoplasms
- Paracoccidioidomycosis
- Parasitemia
- Parasitic Diseases
- Parkinson disease
- Pemphigoid
- Pemphigus
- Peptic Ulcer
- Periodontal Attachment Loss
- Periodontal Pocket
- Periodontitis
- Placenta Diseases
- Polymyositis

Copyright © 2023 Abnova Corporation. All Rights Reserved.

- Postoperative Complications
- Precancerous Conditions
- Pre-Eclampsia
- Pregnancy Complications
- Premature Birth
- Prenatal Exposure Delayed Effects
- Prostate cancer
- Prostatic Hyperplasia
- Prostatic Neoplasms
- Prosthesis Failure
- Psoriasis
- Psychiatric Status Rating Scales
- Pulmonary Disease
- Pulmonary Fibrosis
- Purpura
- Q Fever
- Radiation Injuries
- Radiation Pneumonitis
- Recurrence
- Respiratory Hypersensitivity
- Respiratory Sounds
- Respiratory Syncytial Virus Infections
- Retinal Vein Occlusion
- Rheumatic Heart Disease
- Rhinitis
- Sarcoidosis

Copyright © 2023 Abnova Corporation. All Rights Reserved.

- Sarcoma
- Schistosomiasis japonica
- Schistosomiasis mansoni
- Schizophrenia
- Sciatica
- Scleroderma
- Seizures
- Sepsis
- Severe Acute Respiratory Syndrome
- Shock
- Skin Diseases
- Skin Neoplasms
- Skin Ulcer
- Spondylitis
- Staphylococcal Infections
- Stevens-Johnson Syndrome
- Stomach Neoplasms
- Stroke
- Subacute Sclerosing Panencephalitis
- Sudden Infant Death
- Temporal Arteritis
- Thoracic Neoplasms
- Trachoma
- Trypanosomiasis
- Tuberculosis
- Urinary Bladder Neoplasms

Copyright © 2023 Abnova Corporation. All Rights Reserved.

- Urticaria
- Uterine Neoplasms
- Vaginosis
- Viremia
- Vitiligo
- Waldenstrom Macroglobulinemia
- Werner syndrome

Copyright © 2023 Abnova Corporation. All Rights Reserved.