FOXP3 monoclonal antibody, clone 4F12F1

Catalog # MAB17844 Size 100 ug

Applications

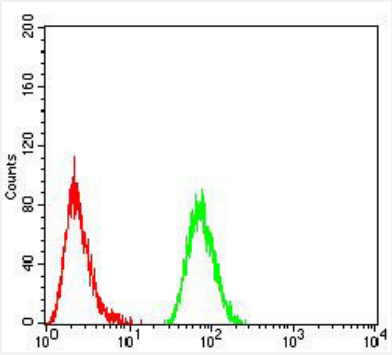

Flow Cytometry

Flow cytometric analysis of HeLa cells using FOXP3 mouse monoclonal antibody (green) and negative control (red).

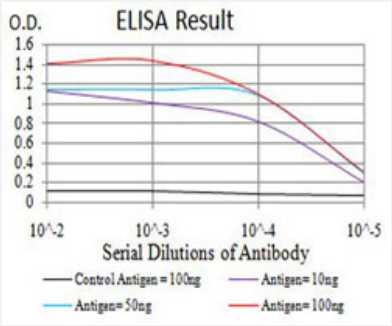

Enzyme-linked Immunoabsorbent Assay

ELISA analysis of FOXP3 monoclonal antibody.

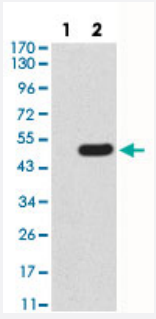

Western Blot (Transfected lysate)

Western Blot (Transfected lysate) analysis of (1) HEK293, (2) FOXP3-hIgGFc transfected HEK293 cell lysate.

Specification

Product Description	Mouse monoclonal antibody raised against recombinant human FOXP3.

Copyright © 2023 Abnova Corporation. All Rights Reserved.

Immunogen	Recombinant protein corresponding to amino acids 297-431 of human FOXP3 from *E. coli*.
Host	Mouse
Theoretical MW (kDa)	47.3
Reactivity	Human
Form	Liquid
Isotype	IgG1
Recommend Usage	ELISA (1:10000) Flow Cytometry (1:200-400) Western Blot (1:100-1:500) The optimal working dilution should be determined by the end user.
Storage Buffer	In PBS (0.05% sodium azide).
Storage Instruction	Store at 4°C. For long term storage store at -20°C. Aliquot to avoid repeated freezing and thawing.
Note	This product contains sodium azide: a POISONOUS AND HAZARDOUS SUBSTANCE which shoul d be handled by trained staff only.

Applications

- Flow Cytometry

  Flow cytometric analysis of HeLa cells using FOXP3 mouse monoclonal antibody (green) and negative control (red).

- Enzyme-linked Immunoabsorbent Assay

  ELISA analysis of FOXP3 monoclonal antibody.

- Western Blot (Transfected lysate)

  Western Blot (Transfected lysate) analysis of (1) HEK293, (2) FOXP3-hIgGFc transfected HEK293 cell lysate.

Gene Info — FOXP3

Entrez GeneID	50943
Gene Name	FOXP3
Gene Alias	AIID, DIETER, IPEX, JM2, MGC141961, MGC141963, PIDX, XPID
Gene Description	forkhead box P3

Copyright © 2023 Abnova Corporation. All Rights Reserved.

Omim ID	222100 300292 304790
Gene Ontology	Hyperlink
Gene Summary	The protein encoded by this gene is a member of the forkhead/winged-helix family of transcription al regulators. Defects in this gene are the cause of immunodeficiency polyendocrinopathy, entero pathy, X-linked syndrome (IPEX), also known as X-linked autoimmunity-immunodeficiency syndro me. Alternatively spliced transcript variants encoding different isoforms have been identified. [pro vided by RefSeq
Other Designations	OTTHUMP00000025832|immune dysregulation, polyendocrinopathy, enteropathy, X-linked|immu nodeficiency, polyendocrinopathy, enteropathy, X-linked|scurfin

Disease

- Acute Disease
- Addison Disease
- Arthritis
- Asthma
- Autoimmune Diseases
- Autoimmune polyglandular syndrome
- Breast cancer
- Breast Neoplasms
- Bronchiolitis
- Celiac Disease
- Diabetes Mellitus
- Egg Hypersensitivity
- Genetic Predisposition to Disease
- Graves Disease
- Hashimoto Disease
- Hemophilia A
- Hypersensitivity

Copyright © 2023 Abnova Corporation. All Rights Reserved.

- Infant
- Leukemia
- Lupus Erythematosus
- Psoriasis
- Respiratory Syncytial Virus Infections
- Rhinitis
- Sarcoidosis
- Thyroiditis

Copyright © 2023 Abnova Corporation. All Rights Reserved.