P2RY12 monoclonal antibody, clone 1C2A9

Catalog # MAB17602 Size 100 ug

Applications

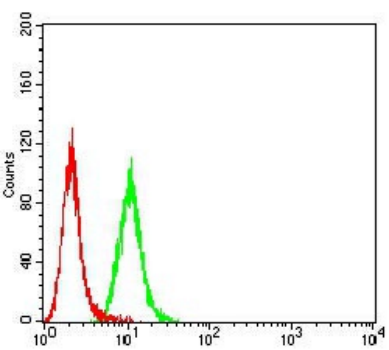

Flow Cytometry

Flow cytometric analysis of Hela cells with P2RY12 monoclonal antibody (green) and negative control (red).

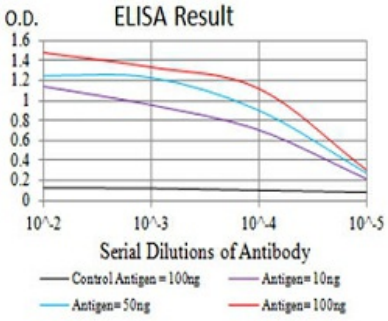

Enzyme-linked Immunoabsorbent Assay

ELISA analysis of P2RY12 monoclonal antibody, clone 1C2A9.

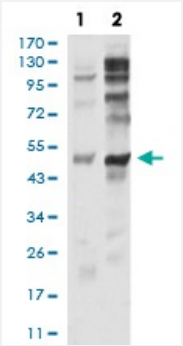

Western Blot (Cell lysate)

Western blot analysis of (1) PC-3 cell, (2) C6 cell with P2RY12 monoclonal antibody.

Copyright © 2023 Abnova Corporation. All Rights Reserved.

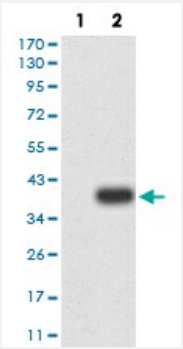

Western Blot (Transfected lysate)

Western blot analysis of (1) HEK293 cells, (2) P2RY12-hIgGFc transfected HEK293 cell lysate.

Specification

Product Description	Mouse monoclonal antibody raised against recombinant human P2RY12.
Immunogen	Recombinant protein corresponding to amino acid of human P2RY12 from *E. coli*.
Host	Mouse
Theoretical MW (kDa)	39.4
Reactivity	Human
Form	Liquid
Isotype	IgG1
Recommend Usage	ELISA (1:10000) Western Blot (1:500-1:2000) Immunocytochemistry Flow Cytometry (1:200-1:400) Immunohistochemistry The optimal working dilution should be determined by the end user.
Storage Buffer	In PBS (0.05% sodium azide).
Storage Instruction	Store at 4°C. For long term storage store at -20°C. Aliquot to avoid repeated freezing and thawing.
Note	This product contains sodium azide: a POISONOUS AND HAZARDOUS SUBSTANCE which shoul d be handled by trained staff only.

Applications

Copyright © 2023 Abnova Corporation. All Rights Reserved.

- Flow Cytometry

  Flow cytometric analysis of Hela cells with P2RY12 monoclonal antibody (green) and negative control (red).

- Enzyme-linked Immunoabsorbent Assay

  ELISA analysis of P2RY12 monoclonal antibody, clone 1C2A9.

- Western Blot (Cell lysate)

  Western blot analysis of (1) PC-3 cell, (2) C6 cell with P2RY12 monoclonal antibody.

- Western Blot (Transfected lysate)

  Western blot analysis of (1) HEK293 cells, (2) P2RY12-hIgGFc transfected HEK293 cell lysate.

Gene Info — P2RY12

Entrez GeneID	64805
Gene Name	P2RY12
Gene Alias	ADPG-R, HORK3, P2T(AC), P2Y(AC), P2Y(ADP), P2Y(cyc), P2Y12, SP1999
Gene Description	purinergic receptor P2Y, G-protein coupled, 12
Omim ID	600515 609821
Gene Ontology	Hyperlink
Gene Summary	The product of this gene belongs to the family of G-protein coupled receptors. This family has several receptor subtypes with different pharmacological selectivity, which overlaps in some cases, for various adenosine and uridine nucleotides. This receptor is involved in platelets aggregation, and is a potential target for the treatment of thromboembolisms and other clotting disorders. Two transcript variants encoding the same isoform have been identified for this gene. [provided by RefSeq
Other Designations	ADP-glucose receptor|G-protein coupled receptor SP1999|Gi-coupled ADP receptor HORK3|P2Y purinoceptor 12|platelet ADP receptor|purinergic receptor P2RY12|purinergic receptor P2Y12|putative G-protein coupled receptor

Disease

- Acute Disease
- Alzheimer disease

Copyright © 2023 Abnova Corporation. All Rights Reserved.

- Angina Pectoris
- Arteriosclerosis
- Atherosclerosis
- Brain Ischemia
- Cardiovascular Diseases
- Cerebrovascular Accident
- Chronic Disease
- Coronary Artery Disease
- Coronary Disease
- Coronary Restenosis
- Diabetes Complications
- Diabetes Mellitus
- Edema
- Genetic Predisposition to Disease
- Heart Diseases
- Intraoperative Complications
- Ischemia
- Kidney Failure
- Metabolic Syndrome X
- Myocardial Infarction
- Neoplasms
- Osteoporosis
- Peripheral Vascular Diseases
- Pulmonary Embolism
- Renal Insufficiency
- Stroke

Copyright © 2023 Abnova Corporation. All Rights Reserved.

- Tobacco Use Disorder
- Venous Thrombosis
- Werner syndrome

Copyright © 2023 Abnova Corporation. All Rights Reserved.