ALDH6A1 monoclonal antibody, clone 147CT8.3.4

Catalog # MAB12296 Size 400 uL

Applications

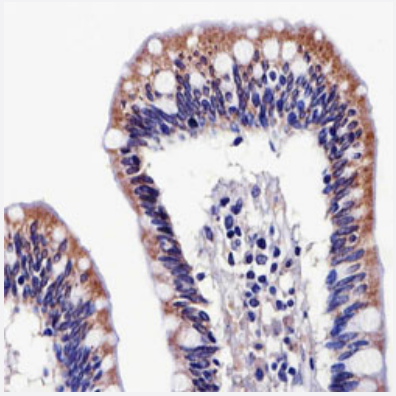

Immunohistochemistry (Formalin/PFA-fixed paraffin-embedded sections)

Immunohistochemical staining of formalin-fixed and paraffin-embedded human colon section reacted with ALDH6A1 monoclonal antibody (Cat # MAB12296) at 1:25 dilution.

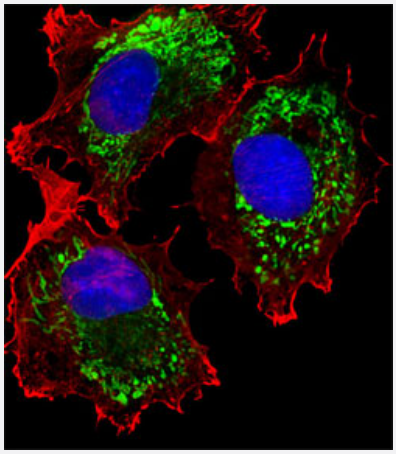

Immunofluorescence

Immunofluorescent staining of MCF-7 cells reacted with ALDH6A1 monoclonal antibody (Cat # MAB12296) at 1:25 dilution.

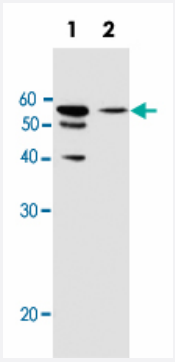

Western Blot (Cell lysate)

Western blot analysis of Lane 1: MCF-7 cell line lysates Lane 2: T47D cell line lysates reacted with ALDH6A1 monoclonal a tibody (Cat # MAB12296) at 1:1000 dilution.

Copyright © 2023 Abnova Corporation. All Rights Reserved.

Specification

Product Description	Mouse monoclonal antibody raised against human ALDH6A1.
Immunogen	Recombinant protein corresponding to human ALDH6A1.
Host	Mouse
Reactivity	Human
Form	Liquid
Purification	Protein G purification
Isotype	IgG1, kappa
Recommend Usage	Immunohistochemistry (1:25) Immunofluorescence (1:25) Western Blot (1:1000) The optimal working dilution should be determined by the end user.
Storage Buffer	In PBS (0.09% sodium azide)
Storage Instruction	Store at 4°C. For long term storage store at -20°C. Aliquot to avoid repeated freezing and thawing.
Note	This product contains sodium azide: a POISONOUS AND HAZARDOUS SUBSTANCE which shoul d be handled by trained staff only.

Applications

- Immunohistochemistry (Formalin/PFA-fixed paraffin-embedded sections)

  Immunohistochemical staining of formalin-fixed and paraffin-embedded human colon section reacted with ALDH6A1 monoclonal antibody (Cat # MAB12296) at 1:25 dilution.

- Immunofluorescence

  Immunofluorescent staining of MCF-7 cells reacted with ALDH6A1 monoclonal antibody (Cat # MAB12296) at 1:25 dilution.

- Western Blot (Cell lysate)

  Western blot analysis of Lane 1: MCF-7 cell line lysates Lane 2: T47D cell line lysates reacted with ALDH6A1 monoclonal a tibody (Cat # MAB12296) at 1:1000 dilution.

Copyright © 2023 Abnova Corporation. All Rights Reserved.

Gene Info — ALDH6A1

Entrez GeneID	4329
Gene Name	ALDH6A1
Gene Alias	MGC40271, MMSADHA, MMSDH
Gene Description	aldehyde dehydrogenase 6 family, member A1
Omim ID	603178
Gene Ontology	Hyperlink
Gene Summary	This protein belongs to the aldehyde dehydrogenases family of proteins. This enzyme plays a role in the valine and pyrimidine catabolic pathways. The product of this gene, a mitochondrial methyl malonate semialdehyde dehydrogenase, catalyzes the irreversible oxidative decarboxylation of m alonate and methylmalonate semialdehydes to acetyl- and propionyl-CoA. Methylmalonate semial dehyde dehydrogenase deficiency is characterized by elevated beta-alanine, 3-hydroxypropionic acid, and both isomers of 3-amino and 3-hydroxyisobutyric acids in urine organic acids. [provided by RefSeq
Other Designations	aldehyde dehydrogenase 6A1|mitochondrial acylating methylmalonate-semialdehyde dehydrogen ase

Pathway

- Inositol phosphate metabolism
- Metabolic pathways
- Propanoate metabolism
- Valine

Disease

- Tobacco Use Disorder

Copyright © 2023 Abnova Corporation. All Rights Reserved.