ABL2 monoclonal antibody (M05), clone 3D2

Catalog # H00000027-M05 Size 100 ug

Applications

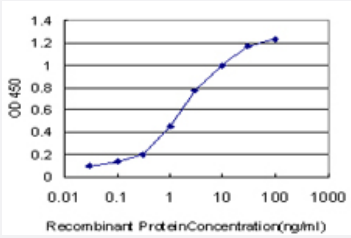

Sandwich ELISA (Recombinant protein)

Detection limit for recombinant GST tagged ABL2 is approximately 0.03ng/ml as a capture antibody.

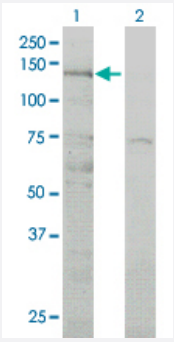

Western Blot (Transfected lysate)

Western Blot analysis of ABL2 expression in transfected 293T cell line by ABL2 monoclonal antibody (M05), clone 3D2.

Lane 1: ABL2 transfected lysate(127 KDa).
Lane 2: Non-transfected lysate.

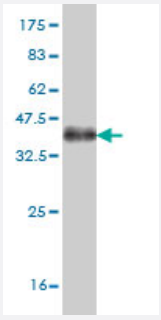

Western Blot detection against Immunogen (36.41 KDa) .

Specification

Product Description	Mouse monoclonal antibody raised against a partial recombinant ABL2.

Copyright © 2023 Abnova Corporation. All Rights Reserved.

Immunogen	ABL2 (AAH65912, 743 a.a. ~ 842 a.a) partial recombinant protein with GST tag. MW of the GST tag alone is 26 KDa.
Sequence	KKTLGLRAGKPTASDDTSKPFPRSNSTSSMSSGLPEQDRMAMTLPRNCQRSKLQLERTVSTSS QPEENVDRANDMLPKKSEESAAPSRERPKAKLLPRGA
Host	Mouse
Reactivity	Human
Interspecies Antigen Sequence	Mouse (98); Rat (98)
Isotype	IgG2a Kappa
Quality Control Testing	Antibody Reactive Against Recombinant Protein. Western Blot detection against Immunogen (36.41 KDa) .
Storage Buffer	In 1x PBS, pH 7.4
Storage Instruction	Store at -20°C or lower. Aliquot to avoid repeated freezing and thawing.

Applications

- ELISA
- Sandwich ELISA (Recombinant protein)

  Detection limit for recombinant GST tagged ABL2 is approximately 0.03ng/ml as a capture antibody.

  Protocol Download
- Western Blot (Transfected lysate)

  Western Blot analysis of ABL2 expression in transfected 293T cell line by ABL2 monoclonal antibody (M05), clone 3D2.

  Lane 1: ABL2 transfected lysate(127 KDa).
  Lane 2: Non-transfected lysate.

  Protocol Download
- Western Blot (Recombinant protein)

  Protocol Download

Gene Info — ABL2

Copyright © 2023 Abnova Corporation. All Rights Reserved.

Entrez GeneID	27
GeneBank Accession#	BC065912
Protein Accession#	AAH65912
Gene Name	ABL2
Gene Alias	ABLL, ARG, FLJ22224, FLJ31718, FLJ41441
Gene Description	v-abl Abelson murine leukemia viral oncogene homolog 2 (arg, Abelson-related gene)
Omim ID	164690
Gene Ontology	Hyperlink
Gene Summary	This gene encodes a member of the Abelson family of nonreceptor tyrosine protein kinase. The pr otein is highly similar to the ABL1 protein, including the tyrosine kinase, SH2 and SH3 domains, a nd has a role in cytoskeletal rearrangements by its C-terminal F-actin- and microtubule-binding se quences. This gene is expressed in both normal and tumor cells, and is involved in translocation w ith the ETV6 gene in leukemia. Multiple alternatively spliced transcript variants encoding different protein isoforms have been found for this gene. [provided by RefSeq
Other Designations	Abelson murine leukemia viral (v-abl) oncogene homolog 2|Abelson-related gene protein|OTTHU MP00000033139|arg tyrosine kinase|v-abl Abelson murine leukemia viral oncogene homolog 2

Pathway

- ErbB signaling pathway

Disease

- Alzheimer disease
- Cardiovascular Diseases
- Diabetes Complications
- Diabetes Mellitus
- Edema
- Metabolic Syndrome X

Copyright © 2023 Abnova Corporation. All Rights Reserved.

- Neoplasms
- Osteoporosis

Copyright © 2023 Abnova Corporation. All Rights Reserved.