Anti-Bevacizumab recombinant monoclonal antibody, clone 6C3

Catalog # RAB09598 Size 40 ug

Applications

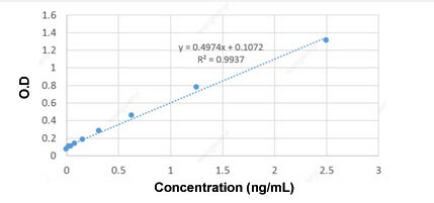

Sandwich ELISA

The Sandwich ELISA assay is developed by using Anti-Bevacizumab monoclonal antibody, clone 4H1 (Cat # RAB09597) and Anti-Bevacizumab monoclonal antibody, clone 6C3 (Cat # RAB09598) as the capture and detection antibodies, respectively. In this ELISA assay, Anti-Bevacizumab monoclonal antibody, clone 6C3 was labeled with Biotin. The sensitivity is less than 78 pg/mL.

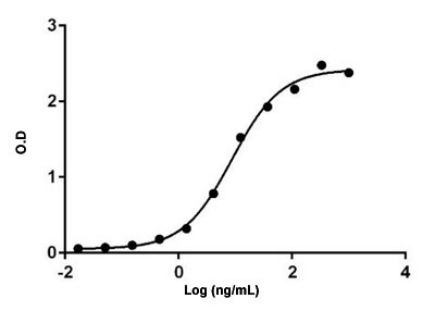

Enzyme-linked Immunoabsorbent Assay

ELISA binding of Anti-Bevacizumab monoclonal antibody, clone 6C3 (Cat # RAB09598) with Bevacizumab. Coating antigen: Bevacizumab, 1 ug/mL. Anti-Bevacizumab monoclonal antibody, clone 6C3 dilution start from 1000 ng/mL. EC_{50} = 8.735 ng/mL. While the antibody does not recognize the human IgG (data not shown).

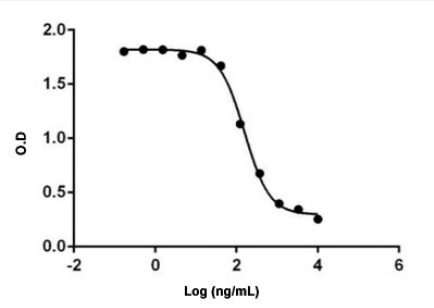

Blocking

Anti-Bevacizumab monoclonal antibody, clone 6C3 (Cat # RAB09598) blocks Bevacizumab binding with VEGF165 protein. Coating antigen: VEGF165, 1 ug/mL. Bevacizumab final concentration: 0.1 ug/mL. Anti-Bevacizumab monoclonal antibody, clone 6C3 dilutions start from 10 ug/mL. IC_{50} = 0.157 ug/mL.

Specification

Product Description	Recombinant mouse monoclonal antibody raised against Bevacizumab. Target gene is VEGFA.

Copyright © 2023 Abnova Corporation. All Rights Reserved.

Immunogen	Bevacizumab.
Host	Mouse
Specificity	The product is specific for Bevacizumab. The antibody is recommended as a detection antibody in a pharmacokinetic (PK) bridging assay with capture antibody : Anti-Bevacizumab recombinant monoclonal antibody, clone 4H1 (Cat # RAB09597).
Form	Lyophilized
Preparation Method	The antibody is produced from a hybridoma resulting from the fusion of partner and B-lymphocytes obtained from a mouse immunized with Bevacizumab.
Purification	Protein A purification
Isotype	IgG1, lambda
Recommend Usage	Blocking (0.1-10 ug/mL) ELISA (0.01-0.1 ug/mL (Direct/Indirect/Inhibitory)) Sandwich ELISA The optimal working dilution should be determined by the end user.
Inhibitory IC50	0.157 ug/mL
Storage Buffer	Lyophilized from PBS, pH 7.4 (0.02% sodium azide).
Storage Instruction	Store at -20°C. The lyophilized product remains stable up to 1 year at -20°C from date of receipt. After reconstitution with deionized water (or equivalent) to a final concentration of 0.5 mg/mL, it can be stored for 2-3 weeks at 2-8°C or for up to 12 months at -20°C or below. Aliquot to avoid repeated freezing and thawing.
Note	This product contains sodium azide: a POISONOUS AND HAZARDOUS SUBSTANCE which should be handled by trained staff only.

Applications

- Sandwich ELISA

  The Sandwich ELISA assay is developed by using Anti-Bevacizumab monoclonal antibody, clone 4H1 (Cat # RAB09597) and Anti-Bevacizumab monoclonal antibody, clone 6C3 (Cat # RAB09598) as the capture and detection antibodies, respectively. In this ELISA assay, Anti-Bevacizumab monoclonal antibody, clone 6C3 was labeled with Biotin. The sensitivity is less than 78 pg/mL.

- Enzyme-linked Immunoabsorbent Assay

  ELISA binding of Anti-Bevacizumab monoclonal antibody, clone 6C3 (Cat # RAB09598) with Bevacizumab. Coating antigen: Bevacizumab, 1 ug/mL. Anti-Bevacizumab monoclonal antibody, clone 6C3 dilution start from 1000 ng/mL. EC_{50} = 8.735 ng/mL. While the antibody does not recognize the human IgG (data not shown).

Copyright © 2023 Abnova Corporation. All Rights Reserved.

- Blocking

Anti-Bevacizumab monoclonal antibody, clone 6C3 (Cat # RAB09598) blocks Bevacizumab binding with VEGF165 protein. Coating antigen: VEGF165, 1 ug/mL. Bevacizumab final concentration: 0.1 ug/mL. Anti-Bevacizumab monoclonal antibody, clone 6C3 dilutions start from 10 ug/mL. IC_{50} = 0.157 ug/mL.

Gene Info — VEGFA

Entrez GeneID	7422
Gene Name	VEGFA
Gene Alias	MGC70609, VEGF, VEGF-A, VPF
Gene Description	vascular endothelial growth factor A
Omim ID	125853 192240
Gene Ontology	Hyperlink
Gene Summary	This gene is a member of the PDGF/VEGF growth factor family and encodes a protein that is ofte n found as a disulfide linked homodimer. This protein is a glycosylated mitogen that specifically a cts on endothelial cells and has various effects, including mediating increased vascular permeabil ity, inducing angiogenesis, vasculogenesis and endothelial cell growth, promoting cell migration, and inhibiting apoptosis. Elevated levels of this protein is linked to POEMS syndrome, also know n as Crow-Fukase syndrome. Mutations in this gene have been associated with proliferative and nonproliferative diabetic retinopathy. Alternatively spliced transcript variants, encoding either freel y secreted or cell-associated isoforms, have been characterized. There is also evidence for the u se of non-AUG (CUG) translation initiation sites upstream of, and in-frame with the first AUG, lead ing to additional isoforms. [provided by RefSeq
Other Designations	vascular endothelial growth factor isoform VEGF165|vascular permeability factor

Pathway

- Bladder cancer
- Cytokine-cytokine receptor interaction
- Focal adhesion
- mTOR signaling pathway
- Pancreatic cancer
- Pathways in cancer

Copyright © 2023 Abnova Corporation. All Rights Reserved.

- Renal cell carcinoma
- VEGF signaling pathway

Disease

- Abortion
- Acute Disease
- Adenocarcinoma
- Albuminuria
- Altitude Sickness
- Alzheimer disease
- Amyotrophic lateral sclerosis
- Angina Pectoris
- Anoxia
- Arthritis
- Ascites
- Asperger Syndrome
- Asthma
- Atherosclerosis
- Atrophy
- Autistic Disorder
- Basal Ganglia Diseases
- Behcet Syndrome
- Biliary Tract Neoplasms
- Birth Weight
- Blindness
- Brain Ischemia

Copyright © 2023 Abnova Corporation. All Rights Reserved.

- Breast cancer
- Breast Neoplasms
- Bronchopulmonary Dysplasia
- Calcinosis
- Carcinoma
- Cardiovascular Abnormalities
- Cardiovascular Diseases
- Cell Transformation
- Cerebral Amyloid Angiopathy
- Cerebrovascular Accident
- Chorioamnionitis
- Choroidal Neovascularization
- Chronic Disease
- Cognition
- Cognition Disorders
- Colon cancer
- Colonic Neoplasms
- Colorectal Neoplasms
- Connective Tissue Diseases
- Coronary Artery Disease
- Coronary Disease
- Coronary Restenosis
- Dementia
- Depressive Disorder
- Diabetes Complications
- Diabetes Mellitus

Copyright © 2023 Abnova Corporation. All Rights Reserved.

- Diabetic Angiopathies
- Diabetic Nephropathies
- Diabetic Neuropathies
- Diabetic Retinopathy
- DiGeorge Syndrome
- Disease Models
- Disease Progression
- Disease Susceptibility
- Diseases in Twins
- Drug Toxicity
- Ductus Arteriosus
- Duodenal Ulcer
- Edema
- Electroconvulsive Therapy
- Elephantiasis
- Endocardial Cushion Defects
- Endometrial Neoplasms
- Endometriosis
- Enterocolitis
- Esophageal Neoplasms
- Eye Diseases
- Familial Mediterranean fever
- Femur Head Necrosis
- Fetal Diseases
- Fetal Membranes
- Frontotemporal Dementia

Copyright © 2023 Abnova Corporation. All Rights Reserved.

- Gastritis
- Gastrointestinal Hemorrhage
- Genetic Predisposition to Disease
- Gilbert Disease
- Glioma
- Glomerulonephritis
- Graft vs Host Disease
- Head and Neck Neoplasms
- Heart Defects
- Heart Failure
- Heart Septal Defects
- Heart Valve Diseases
- Helicobacter Infections
- HELLP Syndrome
- Hematologic Diseases
- Hepatitis B
- Hodgkin Disease
- Hot Flashes
- Hyperbilirubinemia
- Hypercholesterolemia
- Hyperparathyroidism
- Hypertension
- Hypertrophy
- Idiopathic Pulmonary Fibrosis
- Infant

Copyright © 2023 Abnova Corporation. All Rights Reserved.

- Infection
- Infertility
- Inflammation
- Inflammatory Bowel Diseases
- Insulin Resistance
- Ischemia
- Kidney Failure
- Kidney Neoplasms
- Laryngeal Neoplasms
- Leiomyoma
- Leukemia
- Liver Cirrhosis
- Liver Neoplasms
- Lung Neoplasms
- Lymphatic Metastasis
- Lymphoma
- Lymphoproliferative Disorders
- Macular Degeneration
- Macular Edema
- Malignant melanoma
- Melanoma
- Metabolic Syndrome X
- Migraine Disorders
- Mouth Neoplasms
- Mucocutaneous Lymph Node Syndrome
- Multiple Myeloma

Copyright © 2023 Abnova Corporation. All Rights Reserved.

- Multiple Sclerosis
- Musculoskeletal Diseases
- Myocardial Infarction
- Myocardial Ischemia
- Narcolepsy
- Nasopharyngeal Neoplasms
- Neoplasm Invasiveness
- Neoplasm Metastasis
- Neoplasm Recurrence
- Neoplasms
- Neovascularization
- Nephritis
- Neuroblastoma
- Obesity
- Obstetric Labor
- Occupational Diseases
- Osteoarthritis
- Osteoporosis
- Ovarian cancer
- Ovarian Neoplasms
- Pancreatitis
- Paraparesis
- Parkinson disease
- Peptic Ulcer
- Peritoneal Diseases
- Polycystic Kidney

Copyright © 2023 Abnova Corporation. All Rights Reserved.

- Polycystic kidney disease
- Polycystic Ovary Syndrome
- Postoperative Complications
- Precancerous Conditions
- Prediabetic State
- Pre-Eclampsia
- Pregnancy
- Pregnancy Complications
- Premature Birth
- Prostate cancer
- Prostatic Neoplasms
- Proteinuria
- Pseudoxanthoma Elasticum
- Psoriasis
- Pterygium
- Pulmonary Disease
- Pulmonary Edema
- Pulmonary Fibrosis
- Purpura
- Rectal Neoplasms
- Recurrence
- Renal Insufficiency
- Respiratory Distress Syndrome
- Retinopathy of Prematurity
- Sarcoidosis
- Sarcoma

Copyright © 2023 Abnova Corporation. All Rights Reserved.

- Scleroderma
- Skin Diseases
- Skin Neoplasms
- Social Perception
- Spondylitis
- Stomach Neoplasms
- Stomach Ulcer
- Stroke
- Sudden Infant Death
- Supranuclear Palsy
- Temporal Arteritis
- Tetralogy of Fallot
- Thrombosis
- Thyroid Neoplasms
- Urinary Bladder Neoplasms
- Urinary Calculi
- Urinary Tract Infections
- Urination Disorders
- Uterine Cervical Neoplasms
- Uterine Neoplasms
- Uveitis
- Ventricular Outflow Obstruction
- Vesico-Ureteral Reflux
- Vision
- Waldenstrom Macroglobulinemia
- Werner syndrome

Copyright © 2023 Abnova Corporation. All Rights Reserved.