Anti-Bevacizumab recombinant monoclonal antibody, clone 46E3

Catalog # RAB09582 Size 40 ug

Applications

Sandwich ELISA

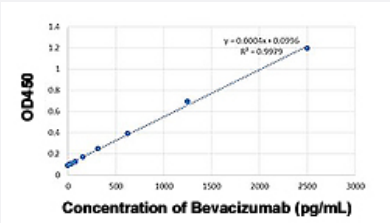

Standard curve of Bevacizumab Sandwich ELISA. The Bevacizumab Sandwich ELISA assay is developed by using Anti-Bevacizumab monoclonal antibody, clone 30E1 (Cat # RAB09581) and Anti-Bevacizumab monoclonal antibody, clone 46E3 (Cat # RAB09582) as the capture and detection antibodies, respectively. In this ELISA assay, Anti-Bevacizumab monoclonal antibody, clone 46E3 (Cat # RAB09582) was labeled with Biotin. The sensitivity of detecting Bevacizumab is up to 20 pg/mL.

Enzyme-linked Immunoabsorbent Assay

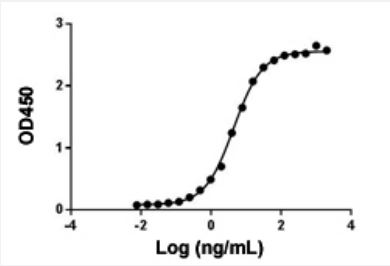

ELISA binding of Anti-Bevacizumab monoclonal antibody, clone 46E3 (Cat # RAB09582) with Bevacizumab. While the antibody does not recognize the human IgG Fc fragment (data not shown). In this ELISA assay, Anti-Bevacizumab monoclonal antibody, clone 46E3 (Cat # RAB09582) was labeled with Biotin. Coating antigen: Bevacizumab, 1 ug/mL. Anti-Bevacizumab monoclonal antibody, clone 46E3 (Cat # RAB09582) dilution start from 2000 ng/mL. EC_{50} = 4.421 ng/mL.

Blocking

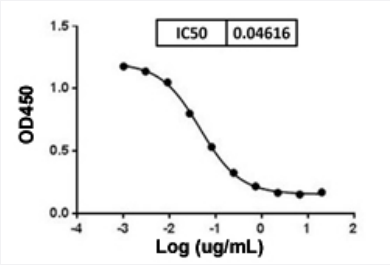

Anti-Bevacizumab monoclonal antibody, clone 46E3 (Cat # RAB09582) blocking with Vascular Endothelial Growth Factor 165 (VEGF 165). In this ELISA assay, Anti-Bevacizumab monoclonal antibody, clone 46E3 (Cat # RAB09582) was labeled with Biotin. Coating antigen: Bevacizumab, 0.3 ug/mL. Anti-Bevacizumab monoclonal antibody, clone 46E3 (Cat # RAB09582) final concentration: 8 ng/mL. VEGF 165 dilution start from 20 ug/mL.

Specification

Copyright © 2023 Abnova Corporation. All Rights Reserved.

Product Description	Recombinant rabbit monoclonal antibody raised against Bevacizumab. Target gene is VEGFA.
Immunogen	Bevacizumab.
Host	Rabbit
Specificity	The product is specific for Bevacizumab. This antibody blocks Bevacizumab binding with VEGF165 (VEGF165, Human). The antibody is recommended as a detection antibody in a pharmacokinetic (PK) bridging assay with capture antibody Anti-Bevacizumab recombinant monoclonal antibody, clone 30E1 (Cat # RAB09581).
Form	Lyophilized
Preparation Method	This antibody is produced from a hybridoma resulting from the fusion of partner and B-lymphocytes obtained from a rabbit immunized with Bevacizumab.
Purification	Protein A purification
Isotype	IgG
Recommend Usage	ELISA (ELISA detection: 0.01-0.05 ug/mL) (Direct/Indirect/Inhibitory ELISA) Sandwich ELISA The optimal working dilution should be determined by the end user.
Inhibitory IC50	0.046 ug/mL
Storage Buffer	Lyophilized from PBS, pH 7.4 (0.02% sodium azide).
Storage Instruction	Store at -20°C. The lyophilized product remains stable up to 1 year at -20°C from date of receipt. After reconstitution with deionized water (or equivalent) to a final concentration of 0.5 mg/mL, it can be stored for 2-3 weeks at 2-8°C or for up to 12 months at -20°C or below. Aliquot to avoid repeated freezing and thawing.
Note	This product contains sodium azide: a POISONOUS AND HAZARDOUS SUBSTANCE which should be handled by trained staff only.

Applications

- Sandwich ELISA

  Standard curve of Bevacizumab Sandwich ELISA. The Bevacizumab Sandwich ELISA assay is developed by using Anti-Bevacizumab monoclonal antibody, clone 30E1 (Cat # RAB09581) and Anti-Bevacizumab monoclonal antibody, clone 46E3 (Cat # RAB09582) as the capture and detection antibodies, respectively. In this ELISA assay, Anti-Bevacizumab monoclonal antibody, clone 46E3 (Cat # RAB09582) was labeled with Biotin. The sensitivity of detecting Bevacizumab is up to 20 pg/mL.

Copyright © 2023 Abnova Corporation. All Rights Reserved.

- Enzyme-linked Immunoabsorbent Assay

  ELISA binding of Anti-Bevacizumab monoclonal antibody, clone 46E3 (Cat # RAB09582) with Bevacizumab. While the antibody does not recognize the human IgG Fc fragment (data not shown). In this ELISA assay, Anti-Bevacizumab monoclonal antibody, clone 46E3 (Cat # RAB09582) was labeled with Biotin. Coating antigen: Bevacizumab, 1 ug/mL. Anti-Bevacizumab monoclonal antibody, clone 46E3 (Cat # RAB09582) dilution start from 2000 ng/mL. EC_{50} = 4.421 ng/mL.

- Blocking

  Anti-Bevacizumab monoclonal antibody, clone 46E3 (Cat # RAB09582) blocking with Vascular Endothelial Growth Factor 165 (VEGF 165). In this ELISA assay, Anti-Bevacizumab monoclonal antibody, clone 46E3 (Cat # RAB09582) was labeled with Biotin. Coating antigen: Bevacizumab, 0.3 ug/mL. Anti-Bevacizumab monoclonal antibody, clone 46E3 (Cat # RAB09582) final concentration: 8 ng/mL. VEGF 165 dilution start from 20 ug/mL.

Gene Info — VEGFA

Entrez GeneID	7422
Gene Name	VEGFA
Gene Alias	MGC70609, VEGF, VEGF-A, VPF
Gene Description	vascular endothelial growth factor A
Omim ID	125853 192240
Gene Ontology	Hyperlink
Gene Summary	This gene is a member of the PDGF/VEGF growth factor family and encodes a protein that is ofte n found as a disulfide linked homodimer. This protein is a glycosylated mitogen that specifically a cts on endothelial cells and has various effects, including mediating increased vascular permeabil ity, inducing angiogenesis, vasculogenesis and endothelial cell growth, promoting cell migration, and inhibiting apoptosis. Elevated levels of this protein is linked to POEMS syndrome, also know n as Crow-Fukase syndrome. Mutations in this gene have been associated with proliferative and nonproliferative diabetic retinopathy. Alternatively spliced transcript variants, encoding either freel y secreted or cell-associated isoforms, have been characterized. There is also evidence for the u se of non-AUG (CUG) translation initiation sites upstream of, and in-frame with the first AUG, lead ing to additional isoforms. [provided by RefSeq
Other Designations	vascular endothelial growth factor isoform VEGF165|vascular permeability factor

Pathway

- Bladder cancer
- Cytokine-cytokine receptor interaction

Copyright © 2023 Abnova Corporation. All Rights Reserved.

- Focal adhesion
- mTOR signaling pathway
- Pancreatic cancer
- Pathways in cancer
- Renal cell carcinoma
- VEGF signaling pathway

Disease

- Abortion
- Acute Disease
- Adenocarcinoma
- Albuminuria
- Altitude Sickness
- Alzheimer disease
- Amyotrophic lateral sclerosis
- Angina Pectoris
- Anoxia
- Arthritis
- Ascites
- Asperger Syndrome
- Asthma
- Atherosclerosis
- Atrophy
- Autistic Disorder
- Basal Ganglia Diseases

Copyright © 2023 Abnova Corporation. All Rights Reserved.

- Behcet Syndrome
- Biliary Tract Neoplasms
- Birth Weight
- Blindness
- Brain Ischemia
- Breast cancer
- Breast Neoplasms
- Bronchopulmonary Dysplasia
- Calcinosis
- Carcinoma
- Cardiovascular Abnormalities
- Cardiovascular Diseases
- Cell Transformation
- Cerebral Amyloid Angiopathy
- Cerebrovascular Accident
- Chorioamnionitis
- Choroidal Neovascularization
- Chronic Disease
- Cognition
- Cognition Disorders
- Colon cancer
- Colonic Neoplasms
- Colorectal Neoplasms
- Connective Tissue Diseases
- Coronary Artery Disease
- Coronary Disease

Copyright © 2023 Abnova Corporation. All Rights Reserved.

- Coronary Restenosis
- Dementia
- Depressive Disorder
- Diabetes Complications
- Diabetes Mellitus
- Diabetic Angiopathies
- Diabetic Nephropathies
- Diabetic Neuropathies
- Diabetic Retinopathy
- DiGeorge Syndrome
- Disease Models
- Disease Progression
- Disease Susceptibility
- Diseases in Twins
- Drug Toxicity
- Ductus Arteriosus
- Duodenal Ulcer
- Edema
- Electroconvulsive Therapy
- Elephantiasis
- Endocardial Cushion Defects
- Endometrial Neoplasms
- Endometriosis
- Enterocolitis
- Esophageal Neoplasms
- Eye Diseases

Copyright © 2023 Abnova Corporation. All Rights Reserved.

- Familial Mediterranean fever
- Femur Head Necrosis
- Fetal Diseases
- Fetal Membranes
- Frontotemporal Dementia
- Gastritis
- Gastrointestinal Hemorrhage
- Genetic Predisposition to Disease
- Gilbert Disease
- Glioma
- Glomerulonephritis
- Graft vs Host Disease
- Head and Neck Neoplasms
- Heart Defects
- Heart Failure
- Heart Septal Defects
- Heart Valve Diseases
- Helicobacter Infections
- HELLP Syndrome
- Hematologic Diseases
- Hepatitis B
- Hodgkin Disease
- Hot Flashes
- Hyperbilirubinemia
- Hypercholesterolemia
- Hyperparathyroidism

Copyright © 2023 Abnova Corporation. All Rights Reserved.

- Hypertension
- Hypertrophy
- Idiopathic Pulmonary Fibrosis
- Infant
- Infection
- Infertility
- Inflammation
- Inflammatory Bowel Diseases
- Insulin Resistance
- Ischemia
- Kidney Failure
- Kidney Neoplasms
- Laryngeal Neoplasms
- Leiomyoma
- Leukemia
- Liver Cirrhosis
- Liver Neoplasms
- Lung Neoplasms
- Lymphatic Metastasis
- Lymphoma
- Lymphoproliferative Disorders
- Macular Degeneration
- Macular Edema
- Malignant melanoma
- Melanoma
- Metabolic Syndrome X

Copyright © 2023 Abnova Corporation. All Rights Reserved.

- Migraine Disorders
- Mouth Neoplasms
- Mucocutaneous Lymph Node Syndrome
- Multiple Myeloma
- Multiple Sclerosis
- Musculoskeletal Diseases
- Myocardial Infarction
- Myocardial Ischemia
- Narcolepsy
- Nasopharyngeal Neoplasms
- Neoplasm Invasiveness
- Neoplasm Metastasis
- Neoplasm Recurrence
- Neoplasms
- Neovascularization
- Nephritis
- Neuroblastoma
- Obesity
- Obstetric Labor
- Occupational Diseases
- Osteoarthritis
- Osteoporosis
- Ovarian cancer
- Ovarian Neoplasms
- Pancreatitis
- Paraparesis

Copyright © 2023 Abnova Corporation. All Rights Reserved.

- Parkinson disease
- Peptic Ulcer
- Peritoneal Diseases
- Polycystic Kidney
- Polycystic kidney disease
- Polycystic Ovary Syndrome
- Postoperative Complications
- Precancerous Conditions
- Prediabetic State
- Pre-Eclampsia
- Pregnancy
- Pregnancy Complications
- Premature Birth
- Prostate cancer
- Prostatic Neoplasms
- Proteinuria
- Pseudoxanthoma Elasticum
- Psoriasis
- Pterygium
- Pulmonary Disease
- Pulmonary Edema
- Pulmonary Fibrosis
- Purpura
- Rectal Neoplasms
- Recurrence
- Renal Insufficiency

Copyright © 2023 Abnova Corporation. All Rights Reserved.

- Respiratory Distress Syndrome
- Retinopathy of Prematurity
- Sarcoidosis
- Sarcoma
- Scleroderma
- Skin Diseases
- Skin Neoplasms
- Social Perception
- Spondylitis
- Stomach Neoplasms
- Stomach Ulcer
- Stroke
- Sudden Infant Death
- Supranuclear Palsy
- Temporal Arteritis
- Tetralogy of Fallot
- Thrombosis
- Thyroid Neoplasms
- Urinary Bladder Neoplasms
- Urinary Calculi
- Urinary Tract Infections
- Urination Disorders
- Uterine Cervical Neoplasms
- Uterine Neoplasms
- Uveitis
- Ventricular Outflow Obstruction

Copyright © 2023 Abnova Corporation. All Rights Reserved.

- Vesico-Ureteral Reflux
- Vision
- Waldenstrom Macroglobulinemia
- Werner syndrome

Copyright © 2023 Abnova Corporation. All Rights Reserved.