RecomAb™ | *In Vivo* Functional Grade Antibodies | Sm Size

IL23A recombinant monoclonal antibody

Catalog # RAB09516 Size 50 ug

Applications

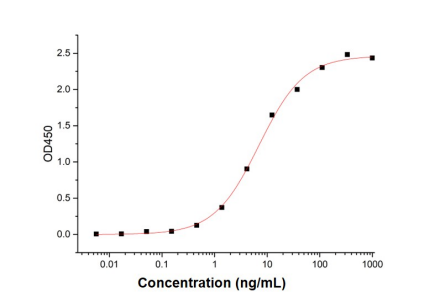

Enzyme-linked Immunoabsorbent Assay

Immobilized Human IL-23A & mouse IL-12B Heterodimer-His at 2 ug/mL (100 uL/well) can bind Human IL23A Antibody (Cat # RAB09516). The ED_{50} of IL23A Antibody (Cat # RAB09516) is 7.47 ng/mL.

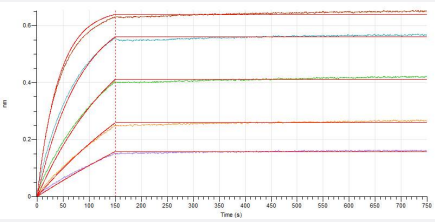

Bio-layer interferometry

Loaded Human IL23A Antibody (Cat # RAB09516) on Protein A Biosensor, can bind Human IL-23A & mouse IL-12B Heterodimer-His with an affinity constant of < 10-3 nM as determined in BLI assay.

Copyright © 2023 Abnova Corporation. All Rights Reserved.

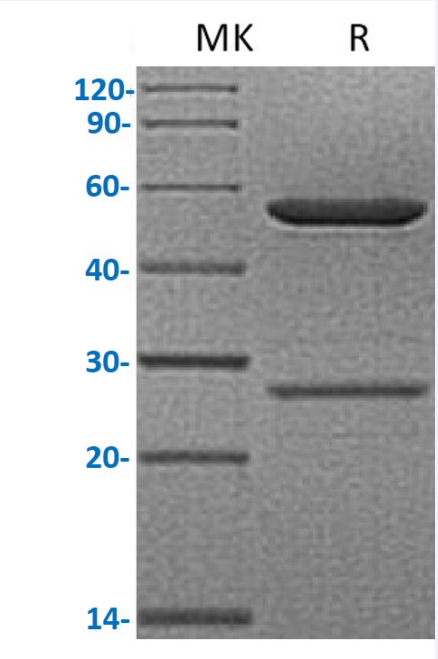

SDS-PAGE

Greater than 95% as determined by reducing SDS-PAGE.

Specification

Product Description	IL23A recombinant monoclonal antibody, IgG1 targeting Human IL23A recombinant protein.
Antibody Species	Human
Theoretical MW (kDa)	49.2, 22.8
Reactivity	Human
Form	Liquid
Preparation Method	Mammalian cell expression system
Isotype	Human IgG1
Purity	≥ 95% by SDS-PAGE
Endotoxin Level	< 1 EU per 1 ug of the protein by the LAL method.
Form	Liquid
Isotype	IgG1
Storage Buffer	In PBS, 5% Trehalose, pH 7.4.
Sterility	0.2 um filtration
Storage Instruction	Store at -20°C, stable for 12 months after receipt. Aliquot to avoid repeated freezing and thawing.

Copyright © 2023 Abnova Corporation. All Rights Reserved.

Applications

- Enzyme-linked Immunoabsorbent Assay

  Immobilized Human IL-23A & mouse IL-12B Heterodimer-His at 2 ug/mL (100 uL/well) can bind Human IL23A Antibody (Cat # RAB09516). The ED_{50} of IL23A Antibody (Cat # RAB09516) is 7.47 ng/mL.

- Bio-layer interferometry

  Loaded Human IL23A Antibody (Cat # RAB09516) on Protein A Biosensor, can bind Human IL-23A & mouse IL-12B Heterodimer-His with an affinity constant of < 10-3 nM as determined in BLI assay.

Gene Info — IL23A

Entrez GeneID	51561
Protein Accession#	Q9NPF7
Gene Name	IL23A
Gene Alias	IL-23, IL-23A, IL23P19, MGC79388, P19, SGRF
Gene Description	interleukin 23, alpha subunit p19
Omim ID	605580
Gene Ontology	Hyperlink
Gene Summary	This gene encodes a subunit of the heterodimeric cytokine interleukin 23 (IL23). IL23 is compose d of this protein and the p40 subunit of interleukin 12 (IL12B). The receptor of IL23 is formed by th e beta 1 subunit of IL12 (IL12RB1) and an IL23 specific subunit, IL23R. Both IL23 and IL12 can ac tivate the transcription activator STAT4, and stimulate the production of interferon-gamma (IFNG). In contrast to IL12, which acts mainly on naive CD4(+) T cells, IL23 preferentially acts on memory CD4(+) T cells. [provided by RefSeq
Other Designations	JKA3 induced upon T-cell activation|interleukin 23 p19 subunit

Pathway

- Cytokine-cytokine receptor interaction
- Jak-STAT signaling pathway

Disease

Copyright © 2023 Abnova Corporation. All Rights Reserved.

- Arthritis
- Crohn Disease
- Genetic Predisposition to Disease
- Hepatitis C
- Psoriasis
- Scleroderma

Copyright © 2023 Abnova Corporation. All Rights Reserved.