RecomAb™ | *In Vivo* Functional Grade Antibodies | Sm Size

KDR recombinant monoclonal antibody

Catalog # RAB09514 Size 50 ug

Applications

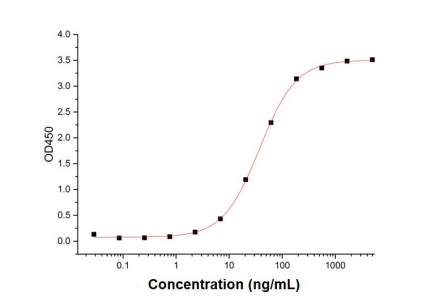

Enzyme-linked Immunoabsorbent Assay

Immobilized Human KDR-His at 1 ug/mL (100 uL/well) can bind Human KDR Antibody (Cat # RAB09514). The ED_{50} of Human KDR Antibody (Cat # RAB09514) is 36.55 ng/mL.

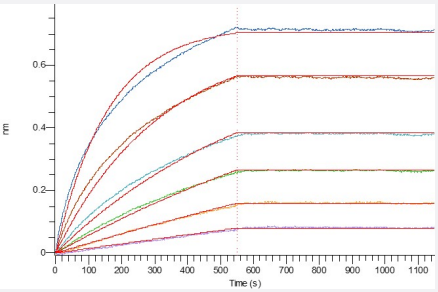

Bio-layer interferometry

Loaded Human KDR Antibody (Cat # RAB09514) on Protein A Biosensor, can bind Human KDR-His with an affinity constant of 32.85 pM as determined in BLI assay.

Copyright © 2023 Abnova Corporation. All Rights Reserved.

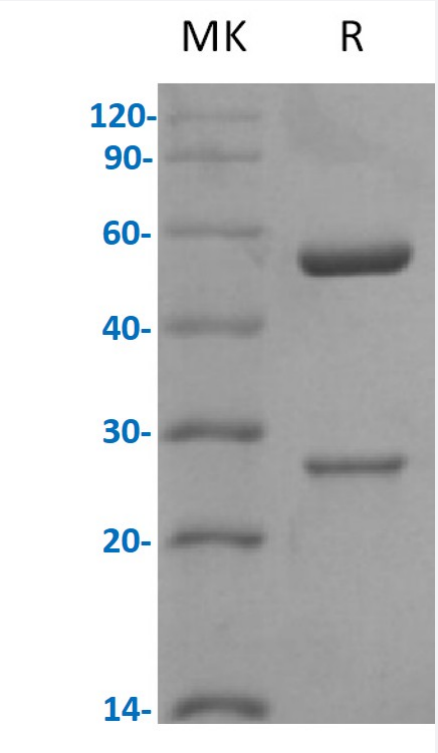

SDS-PAGE

Greater than 95% as determined by reducing SDS-PAGE.

Specification

Product Description	KDR recombinant monoclonal antibody, IgG1 targeting Human KDR recombinant protein.
Antibody Species	Human
Theoretical MW (kDa)	48.7, 23.1
Reactivity	Human
Form	Lyophilized
Preparation Method	Mammalian cell expression system
Isotype	Human IgG1
Purity	≥ 95% by SDS-PAGE
Endotoxin Level	< 1 EU per 1 ug of the protein by the LAL method.
Form	Lyophilized
Isotype	IgG1
Storage Buffer	Lyophilized from PBS, 5% Sucrose, 10% Glycerol, 0.02% Tween80, pH 7.4.
Sterility	0.2 um filtration

Copyright © 2023 Abnova Corporation. All Rights Reserved.

Storage Instruction	Store at -20°C, stable for 12 months after receipt. Aliquot to avoid repeated freezing and thawing.

Applications

- Enzyme-linked Immunoabsorbent Assay

  Immobilized Human KDR-His at 1 ug/mL (100 uL/well) can bind Human KDR Antibody (Cat # RAB09514). The ED_{50} of Human KDR Antibody (Cat # RAB09514) is 36.55 ng/mL.

- Bio-layer interferometry

  Loaded Human KDR Antibody (Cat # RAB09514) on Protein A Biosensor, can bind Human KDR-His with an affinity constant of 32.85 pM as determined in BLI assay.

Gene Info — KDR

Entrez GeneID	3791
Protein Accession#	P35968
Gene Name	KDR
Gene Alias	CD309, FLK1, VEGFR, VEGFR2
Gene Description	kinase insert domain receptor (a type III receptor tyrosine kinase)
Omim ID	191306 602089
Gene Ontology	Hyperlink
Gene Summary	Vascular endothelial growth factor (VEGF) is a major growth factor for endothelial cells. This gene encodes one of the two receptors of the VEGF. This receptor, known as kinase insert domain rec eptor, is a type III receptor tyrosine kinase. It functions as the main mediator of VEGF-induced end othelial proliferation, survival, migration, tubular morphogenesis and sprouting. The signalling and trafficking of this receptor are regulated by multiple factors, including Rab GTPase, P2Y purine nu cleotide receptor, integrin alphaVbeta3, T-cell protein tyrosine phosphatase, etc.. Mutations of thi s gene are implicated in infantile capillary hemangiomas. [provided by RefSeq
Other Designations	soluble VEGFR2|vascular endothelial growth factor receptor 2

Pathway

- Cytokine-cytokine receptor interaction

Copyright © 2023 Abnova Corporation. All Rights Reserved.

- Endocytosis
- Focal adhesion
- VEGF signaling pathway

Disease

- Adenocarcinoma
- Alzheimer disease
- Angina Pectoris
- Anoxia
- Asthma
- Brain Neoplasms
- Breast cancer
- Breast Neoplasms
- Carcinoma
- Cardiovascular Diseases
- Cerebral Hemorrhage
- Colorectal Neoplasms
- Coronary Disease
- Diabetes Complications
- Diabetes Mellitus
- Disease Progression
- Drug Toxicity
- Edema
- Esophageal Neoplasms
- Femur Head Necrosis
- Foot Dermatoses

Copyright © 2023 Abnova Corporation. All Rights Reserved.

- Genetic Predisposition to Disease
- Gilbert Disease
- Glioma
- Hot Flashes
- Hyperbilirubinemia
- Hypercholesterolemia
- Hypersensitivity
- Hypertension
- Kidney Failure
- Kidney Neoplasms
- Leukemia
- Liver Neoplasms
- Lung Neoplasms
- Lymphatic Metastasis
- Lymphedema
- Macular Degeneration
- Metabolic Syndrome X
- Mucocutaneous Lymph Node Syndrome
- Myocardial Infarction
- Neoplasm Invasiveness
- Neoplasm Recurrence
- Neoplasms
- Neovascularization
- Osteonecrosis
- Osteoporosis
- Psychomotor Performance

Copyright © 2023 Abnova Corporation. All Rights Reserved.

- Recurrence
- Sarcoidosis
- Scleroderma
- Stroke
- Uterine Cervical Neoplasms

Copyright © 2023 Abnova Corporation. All Rights Reserved.