RecomAb™ | *In Vivo* Functional Grade Antibodies | Sm Size

# CD274 recombinant monoclonal antibody

Catalog # RAB09513 Size 50 ug

## Applications

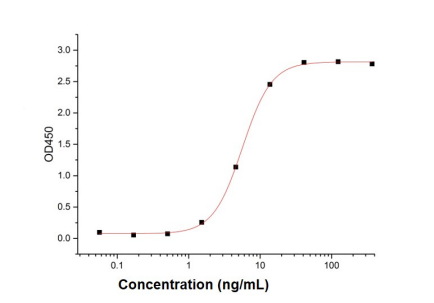


### Enzyme-linked Immunoabsorbent Assay

Immobilized Human CD274 Antibody (Cat # RAB09513)at 2 ug/mL (100 uL/well) can bind Human CD274-His. The $ED_{50}$ of Human CD274-6His is 5.57 ng/mL.

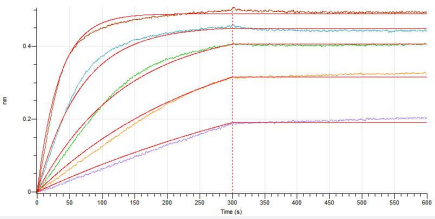

### Bio-layer interferometry

Loaded Cynomolgus CD274-His on HIS1K Biosensor, can bind Human CD274 Antibody (Cat # RAB09513) with an affinity constant of < 10-3 nM as determined in BLI assay.

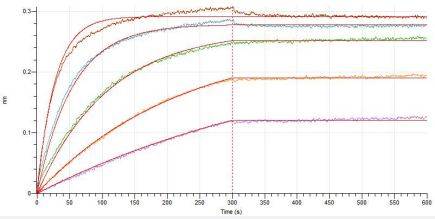

### Bio-layer interferometry

Loaded Mouse CD274-His on HIS1K Biosensor, can bind Human CD274 Antibody (Cat # RAB09513) with an affinity constant of < 10-3 nM as determined in BLI assay.

Copyright © 2023 Abnova Corporation. All Rights Reserved.

## Bio-layer interferometry

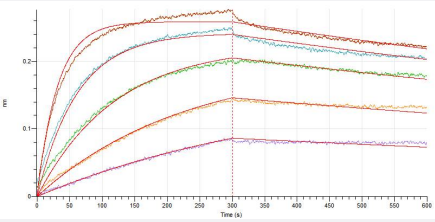

Loaded Rat CD274-His on HIS1K Biosensor, can bind Human CD274 Antibody (Cat # RAB07829) with an affinity constant of 0.90 nM as determined in BLI assay.

## SDS-PAGE

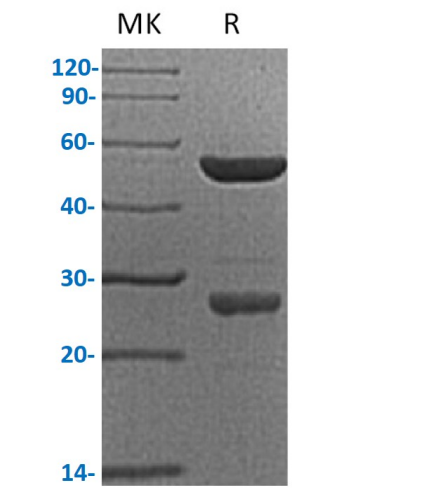


Greater than 95% as determined by reducing SDS-PAGE.

## Specification

| | |
|---|---|
| **Product Description** | CD274 recombinant monoclonal antibody, IgG1 targeting Human CD274 recombinant protein. |
| **Antibody Species** | Human |
| **Theoretical MW (kDa)** | 49.0, 23.4 |
| **Reactivity** | Human |
| **Form** | Liquid |
| **Preparation Method** | Mammalian cell expression system |
| **Isotype** | Human IgG1 |
| **Purity** | ≥ 95% by SDS-PAGE |
| **Endotoxin Level** | < 1 EU per 1 ug of the protein by the LAL method. |
| **Form** | Liquid |
| **Isotype** | IgG1 |
| **Storage Buffer** | In 20 mM Histidine, 8% Sucrose, 0.06% Tween80, pH 5.0. |

Copyright © 2023 Abnova Corporation. All Rights Reserved.

| | |
|---|---|
| **Sterility** | 0.2 um filtration |
| **Storage Instruction** | Store at -20°C, stable for 12 months after receipt.<br>Aliquot to avoid repeated freezing and thawing. |

## Applications

- Enzyme-linked Immunoabsorbent Assay

  Immobilized Human CD274 Antibody (Cat # RAB09513)at 2 ug/mL (100 uL/well) can bind Human CD274-His. The $ED_{50}$ of Human CD274-6His is 5.57 ng/mL.

- Bio-layer interferometry

  Loaded Cynomolgus CD274-His on HIS1K Biosensor, can bind Human CD274 Antibody (Cat # RAB09513) with an affinity constant of < 10-3 nM as determined in BLI assay.

- Bio-layer interferometry

  Loaded Mouse CD274-His on HIS1K Biosensor, can bind Human CD274 Antibody (Cat # RAB09513) with an affinity constant of < 10-3 nM as determined in BLI assay.

## Gene Info — CD274

| | |
|---|---|
| **Entrez GeneID** | 29126 |
| **Protein Accession#** | Q9NZQ7 |
| **Gene Name** | CD274 |
| **Gene Alias** | B7-H, B7H1, MGC142294, MGC142296, PD-L1, PDCD1L1, PDCD1LG1, PDL1 |
| **Gene Description** | CD274 molecule |
| **Omim ID** | 605402 |
| **Gene Ontology** | Hyperlink |
| **Other Designations** | CD274 antigen\|OTTHUMP00000021029\|programmed cell death 1 ligand 1 |

## Pathway

- Cell adhesion molecules (CAMs)

Copyright © 2023 Abnova Corporation. All Rights Reserved.

## Disease

- Addison Disease
- Arthritis
- Autoimmune Diseases
- Diabetes Mellitus
- Genetic Predisposition to Disease
- Graves Disease
- Lupus Erythematosus
- Multiple Sclerosis
- Narcolepsy
- Rheumatoid Nodule

Copyright © 2023 Abnova Corporation. All Rights Reserved.