RecomAb™ | *In Vivo* Functional Grade Antibodies | Sm Size

CLDN18 recombinant monoclonal antibody

Catalog # RAB09508 Size 50 ug

Applications

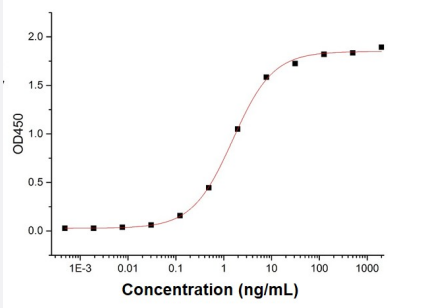

Enzyme-linked Immunoabsorbent Assay

Immobilized Recombinant Human Claudin-18.2-Flag at 5 ug/mL (100 uL/well) can bind Human CLDN18 Antibody. The ED_{50} of Human CLDN18 Antibody is 1.54 ng/mL.

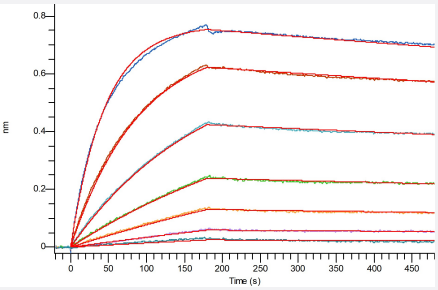

Bio-layer interferometry

Loaded Human CLDN18 Antibody (Cat # RAB09508) on Pro-A Biosensor, can bind Recombinant Human CLDN18.2 with an affinity constant of 6.47 nM as determined in BLI assay.

Copyright © 2023 Abnova Corporation. All Rights Reserved.

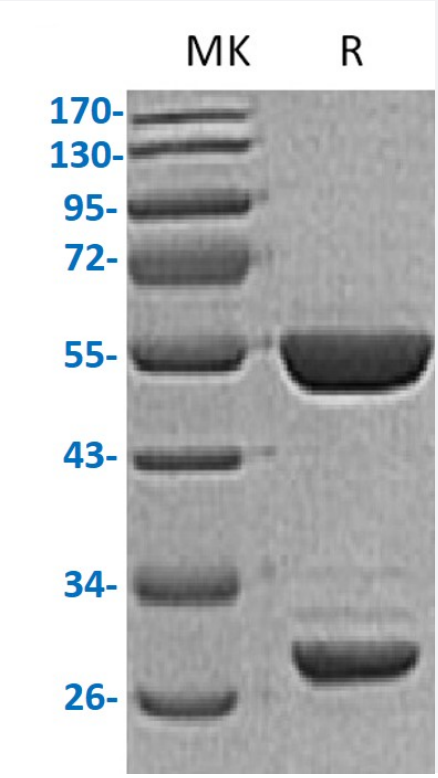

SDS-PAGE

Greater than 95% as determined by reducing SDS-PAGE.

Specification

Product Description	CLDN18 recombinant monoclonal antibody, IgG1 targeting Human CLDN18 recombinant protein.
Antibody Species	Human
Theoretical MW (kDa)	49.1, 24.2
Reactivity	Human
Form	Liquid
Preparation Method	Mammalian cell expression system
Isotype	Human IgG1
Purity	≥ 95% by SDS-PAGE
Endotoxin Level	< 1 EU per 1 ug of the protein by the LAL method.
Form	Liquid
Isotype	IgG1
Storage Buffer	In PBS, pH 7.4
Sterility	0.2 um filtration

Copyright © 2023 Abnova Corporation. All Rights Reserved.

Storage Instruction	Store at -20°C, stable for 12 months after receipt. Aliquot to avoid repeated freezing and thawing.

Applications

- Enzyme-linked Immunoabsorbent Assay

  Immobilized Recombinant Human Claudin-18.2-Flag at 5 ug/mL (100 uL/well) can bind Human CLDN18 Antibody. The ED_{50} of Human CLDN18 Antibody is 1.54 ng/mL.

- Bio-layer interferometry

  Loaded Human CLDN18 Antibody (Cat # RAB09508) on Pro-A Biosensor, can bind Recombinant Human CLDN18.2 with an affinity constant of 6.47 nM as determined in BLI assay.

Gene Info — CLDN18

Entrez GeneID	51208
Protein Accession#	P56856
Gene Name	CLDN18
Gene Alias	SFTA5, SFTPJ
Gene Description	claudin 18
Omim ID	609210
Gene Ontology	Hyperlink
Gene Summary	CLDN18 belongs to the large claudin family of proteins, which form tight junction strands in epithel ial cells (Niimi et al., 2001 [PubMed 11585919]).[supplied by OMIM
Other Designations	surfactant associated 5|surfactant associated protein J|surfactant, pulmonary associated protein J

Pathway

- Cell adhesion molecules (CAMs)
- Leukocyte transendothelial migration
- Tight junction

Copyright © 2023 Abnova Corporation. All Rights Reserved.