RecomAb™ | *In Vivo* Functional Grade Antibodies

CD24 recombinant monoclonal antibody

Catalog # RAB07833 Size 1 mg

Applications

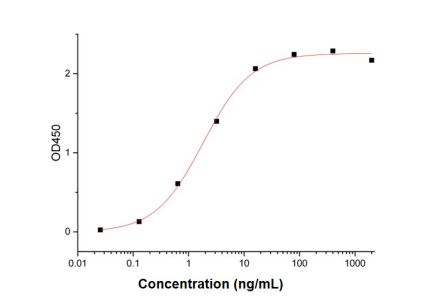

Enzyme-linked Immunoabsorbent Assay

Immobilized Human CD24 Antibody (Cat # RAB07833) at 2 ug/mL (100 uL/well) can bind Biotinylated Human CD24-Fc-Avi. The ED_{50} of Biotinylated Human CD24-Fc-Avi is 1.83 ng/mL.

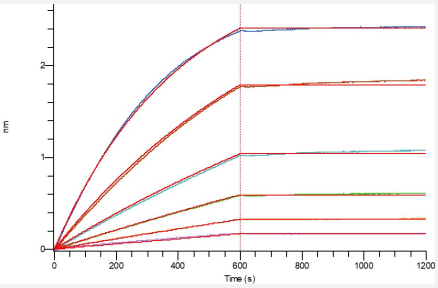

Bio-layer interferometry

Loaded Biotinylated Human CD24-Fc-Avi on SA Biosensor, can bind Human CD24 Antibody (Cat # RAB07833) with an affinity constant of 1.9 pM as determined in BLI assay.

Copyright © 2023 Abnova Corporation. All Rights Reserved.

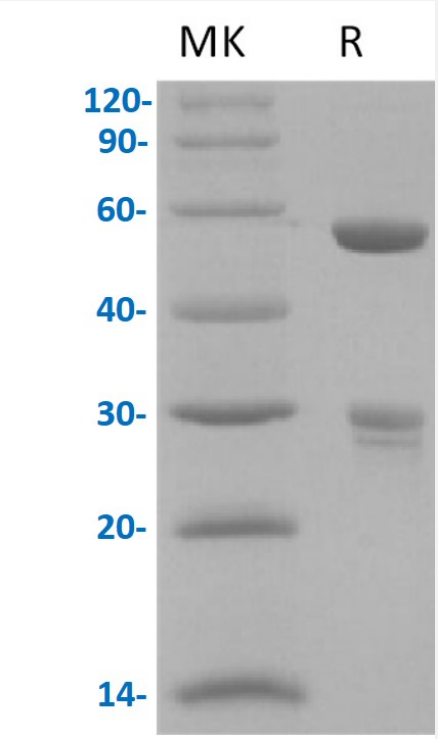

SDS-PAGE

Greater than 95% as determined by reducing SDS-PAGE.

Specification

Product Description	CD24 recombinant monoclonal antibody, IgG1 targeting Human CD24 recombinant protein.
Antibody Species	Human
Theoretical MW (kDa)	49.2, 24
Reactivity	Human
Form	Liquid
Preparation Method	Mammalian cell expression system
Isotype	Human IgG1
Purity	≥ 95% by SDS-PAGE
Endotoxin Level	< 1 EU per 1 ug of the protein by the LAL method.
Form	Liquid
Isotype	IgG1
Storage Buffer	In PBS, pH 7.4
Sterility	0.2 um filtration

Copyright © 2023 Abnova Corporation. All Rights Reserved.

Storage Instruction	Store at -20°C, stable for 12 months after receipt. Aliquot to avoid repeated freezing and thawing.

Applications

- Enzyme-linked Immunoabsorbent Assay

  Immobilized Human CD24 Antibody (Cat # RAB07833) at 2 ug/mL (100 uL/well) can bind Biotinylated Human CD24-Fc-Avi. The ED_{50} of Biotinylated Human CD24-Fc-Avi is 1.83 ng/mL.

- Bio-layer interferometry

  Loaded Biotinylated Human CD24-Fc-Avi on SA Biosensor, can bind Human CD24 Antibody (Cat # RAB07833) with an affinity constant of 1.9 pM as determined in BLI assay.

Gene Info — CD24

Entrez GeneID	100133941
Protein Accession#	P25063
Gene Name	CD24
Gene Alias	CD24A, FLJ22950, FLJ43543, MGC75043
Gene Description	CD24 molecule
Gene Ontology	Hyperlink
Other Designations	CD24 antigen|CD24 antigen (small cell lung carcinoma cluster 4 antigen)

Disease

- Disease Progression
- Genetic Predisposition to Disease
- Lupus Erythematosus
- Multiple Sclerosis
- Ovarian Neoplasms
- Sarcoidosis

Copyright © 2023 Abnova Corporation. All Rights Reserved.