RecomAb™ | *In Vivo* Functional Grade Antibodies

CD274 recombinant monoclonal antibody

Catalog # RAB07829 Size 1 mg

Applications

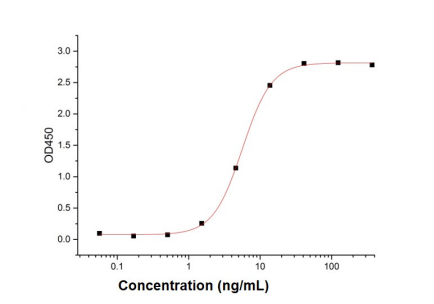

Enzyme-linked Immunoabsorbent Assay

Immobilized Human CD274 Antibody (Cat # RAB07829)at 2 ug/mL (100 uL/well) can bind Human CD274-His. The ED_{50} of Human CD274-6His is 5.57 ng/mL.

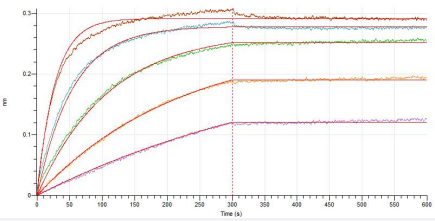

Bio-layer interferometry

Loaded Mouse CD274-His on HIS1K Biosensor, can bind Human CD274 Antibody (Cat # RAB07829) with an affinity constant of < 10-3 nM as determined in BLI assay.

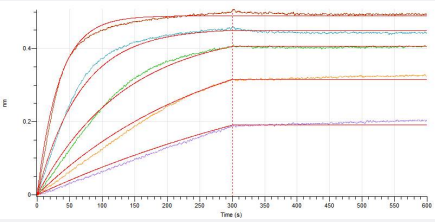

Bio-layer interferometry

Loaded Cynomolgus CD274-His on HIS1K Biosensor, can bind Human CD274 Antibody (Cat # RAB07829) with an affinity constant of < 10-3 nM as determined in BLI assay.

Copyright © 2023 Abnova Corporation. All Rights Reserved.

Bio-layer interferometry

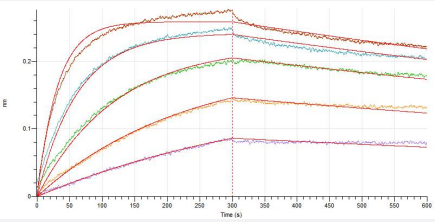

Loaded Rat CD274-His on HIS1K Biosensor, can bind Human CD274 Antibody (Cat # RAB07829) with an affinity constant of 0.90 nM as determined in BLI assay.

SDS-PAGE

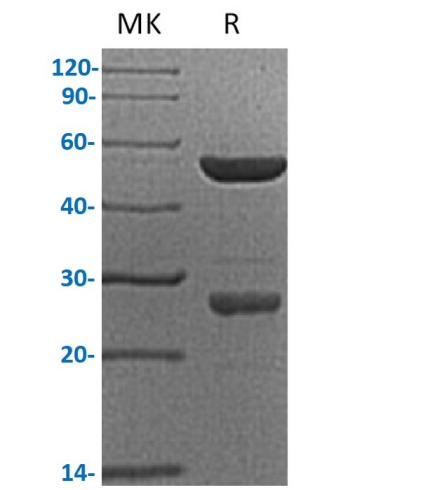

Greater than 95% as determined by reducing SDS-PAGE.

Specification

Product Description	CD274 recombinant monoclonal antibody, IgG1 targeting Human CD274 recombinant protein.
Antibody Species	Human
Theoretical MW (kDa)	49.0, 23.4
Reactivity	Human
Form	Liquid
Preparation Method	Mammalian cell expression system
Isotype	Human IgG1
Purity	≥ 95% by SDS-PAGE
Endotoxin Level	< 1 EU per 1 ug of the protein by the LAL method.
Form	Liquid
Isotype	IgG1
Storage Buffer	In 20 mM Histidine, 8% Sucrose, 0.06% Tween80, pH 5.0.

Copyright © 2023 Abnova Corporation. All Rights Reserved.

Sterility	0.2 um filtration
Storage Instruction	Store at -20°C, stable for 12 months after receipt. Aliquot to avoid repeated freezing and thawing.

Applications

- Enzyme-linked Immunoabsorbent Assay

  Immobilized Human CD274 Antibody (Cat # RAB07829)at 2 ug/mL (100 uL/well) can bind Human CD274-His. The ED_{50} of Human CD274-6His is 5.57 ng/mL.

- Bio-layer interferometry

  Loaded Mouse CD274-His on HIS1K Biosensor, can bind Human CD274 Antibody (Cat # RAB07829) with an affinity constant of < 10-3 nM as determined in BLI assay.

- Bio-layer interferometry

  Loaded Cynomolgus CD274-His on HIS1K Biosensor, can bind Human CD274 Antibody (Cat # RAB07829) with an affinity constant of < 10-3 nM as determined in BLI assay.

Gene Info — CD274

Entrez GeneID	29126
Protein Accession#	Q9NZQ7
Gene Name	CD274
Gene Alias	B7-H, B7H1, MGC142294, MGC142296, PD-L1, PDCD1L1, PDCD1LG1, PDL1
Gene Description	CD274 molecule
Omim ID	605402
Gene Ontology	Hyperlink
Other Designations	CD274 antigen|OTTHUMP00000021029|programmed cell death 1 ligand 1

Pathway

- Cell adhesion molecules (CAMs)

Copyright © 2023 Abnova Corporation. All Rights Reserved.

Disease

- Addison Disease
- Arthritis
- Autoimmune Diseases
- Diabetes Mellitus
- Genetic Predisposition to Disease
- Graves Disease
- Lupus Erythematosus
- Multiple Sclerosis
- Narcolepsy
- Rheumatoid Nodule

Copyright © 2023 Abnova Corporation. All Rights Reserved.