RecomAb™ | *In Vivo* Functional Grade Antibodies

CD22 recombinant monoclonal antibody

Catalog # RAB07828 Size 1 mg

Applications

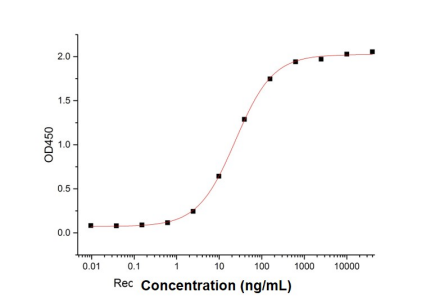

Enzyme-linked Immunoabsorbent Assay

Immobilized Human CD22 Antibody (Cat # RAB07828) at 2 ug/mL (100 uL/well) can bind Human CD22. The ED_{50} of Human CD22 is 24.05 ng/mL.

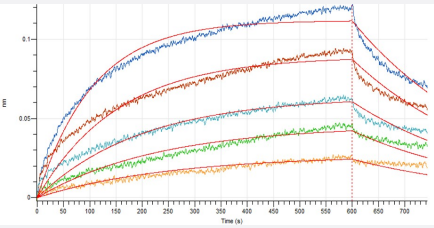

Bio-layer interferometry

Loaded Human CD22 Antibody (Cat # RAB07828) on Protein A Biosensor, can bind Biotinylated Human CD22 with an affinity constant of 62.55 nM as determined in BLI assay.

Copyright © 2023 Abnova Corporation. All Rights Reserved.

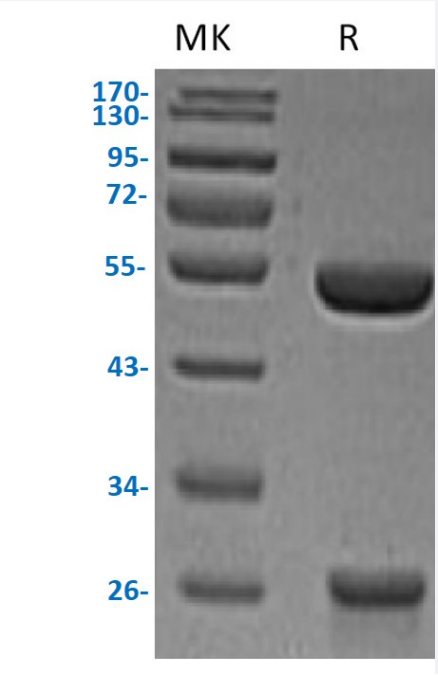

SDS-PAGE

Greater than 95% as determined by reducing SDS-PAGE.

Specification

Product Description	CD22 recombinant monoclonal antibody, IgG1 targeting Human CD22 recombinant protein.
Antibody Species	Human
Theoretical MW (kDa)	49.3, 24.0
Reactivity	Human
Form	Liquid
Preparation Method	Mammalian cell expression system
Isotype	Human IgG1
Purity	≥ 95% by SDS-PAGE
Endotoxin Level	< 1 EU per 1 ug of the protein by the LAL method.
Form	Liquid
Isotype	IgG1
Storage Buffer	In PBS, pH 7.4
Sterility	0.2 um filtration
Storage Instruction	Store at -20°C, stable for 12 months after receipt. Aliquot to avoid repeated freezing and thawing.

Copyright © 2023 Abnova Corporation. All Rights Reserved.

Applications

- Enzyme-linked Immunoabsorbent Assay

  Immobilized Human CD22 Antibody (Cat # RAB07828) at 2 ug/mL (100 uL/well) can bind Human CD22. The ED_{50} of Human CD22 is 24.05 ng/mL.

- Bio-layer interferometry

  Loaded Human CD22 Antibody (Cat # RAB07828) on Protein A Biosensor, can bind Biotinylated Human CD22 with an affinity constant of 62.55 nM as determined in BLI assay.

Gene Info — CD22

Entrez GeneID	933
Protein Accession#	P20273
Gene Name	CD22
Gene Alias	FLJ22814, MGC130020, SIGLEC-2, SIGLEC2
Gene Description	CD22 molecule
Omim ID	107266
Gene Ontology	Hyperlink
Other Designations	CD22 antigen

Pathway

- B cell receptor signaling pathway
- Cell adhesion molecules (CAMs)
- Hematopoietic cell lineage

Disease

- Cardiovascular Diseases
- Diabetes Mellitus

Copyright © 2023 Abnova Corporation. All Rights Reserved.

- Edema
- Genetic Predisposition to Disease
- Lupus Erythematosus
- Scleroderma

Copyright © 2023 Abnova Corporation. All Rights Reserved.