RecomAb™

FOXO3 recombinant monoclonal antibody, clone 1E2

Catalog # RAB04380 Size 100 uL

Applications

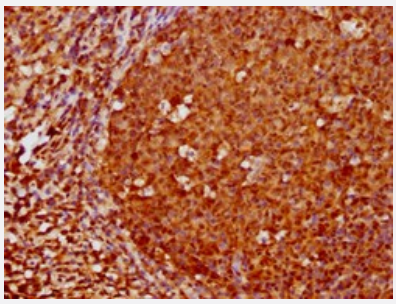

Immunohistochemistry

Immunohistochemical staining of human tonsil tissue with FOXO3 recombinant monoclonal antibody, clone 1E2 (Cat # RAB04380) (diluated at 1:180).

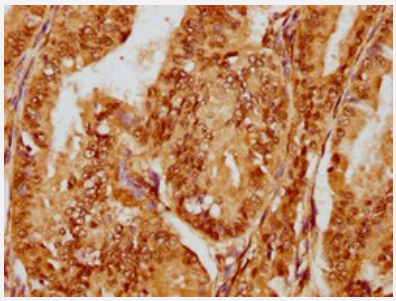

Immunohistochemistry

Immunohistochemical staining of human endometrial cancer with FOXO3 recombinant monoclonal antibody, clone 1E2 (Cat # RAB04380) (diluated at 1:180).

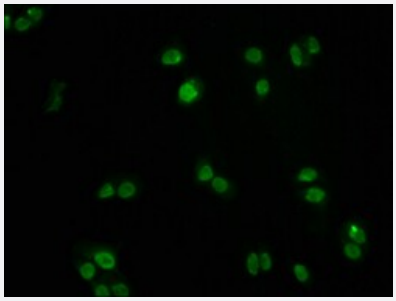

Immunofluorescence

Immunofluorescent staining of PC3 cells with FOXO3 recombinant monoclonal antibody, clone 1E2 (Cat # RAB04380) (diluated at 1:60). The secondary antibody was Alexa Fluor 488-congugated goat anti-rabbit IgG (green). Counter-stain DAPI was used (blue).

Copyright © 2023 Abnova Corporation. All Rights Reserved.

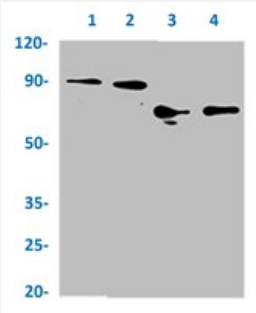

Western Blot

Western blot analysis of Lane 1:293 whole cell lysate, Lane 2: Jurkat whole cell lysate, Lane 3: SH-SY5Y whole cell lysate and Lane 4: U87 whole cell lysate with FOXO3 recombinant monoclonal antibody, clone 1E2 (Cat # RAB04380).

Specification

Product Description	Rabbit recombinant monoclonal antibody raised against human FOXO3.
Antibody Species	Rabbit
Immunogen	Original antibody is raised against a synthetic peptide corresponding to human FOXO3.
Theoretical MW (kDa)	Calculated MW: 72, 4
Reactivity	Human
Form	Liquid
Preparation Method	Mammalian cell (HEK293) expression system
Purification	Affinity chromatography
Isotype	IgG
Recommend Usage	ELISA Immunofluorescence (1:20-1:200) Immunohistochemistry (1:50-1:200) Western Blot (1:500-1:5000) The optimal working dilution should be determined by the end user.
Storage Buffer	In PBS, pH7.4 (150 mM NaCl, 50% glycerol and 0.02% sodium azide)
Storage Instruction	Store at -20°C or -80°C. Aliquot to avoid repeated freezing and thawing.
Note	This product contains sodium azide: a POISONOUS AND HAZARDOUS SUBSTANCE which shoul d be handled by trained staff only.

Applications

Copyright © 2023 Abnova Corporation. All Rights Reserved.

- Immunohistochemistry

  Immunohistochemical staining of human tonsil tissue with FOXO3 recombinant monoclonal antibody, clone 1E2 (Cat # RAB04380) (diluated at 1:180).

- Immunohistochemistry

  Immunohistochemical staining of human endometrial cancer with FOXO3 recombinant monoclonal antibody, clone 1E2 (Cat # RAB04380) (diluated at 1:180).

- Immunofluorescence

  Immunofluorescent staining of PC3 cells with FOXO3 recombinant monoclonal antibody, clone 1E2 (Cat # RAB04380) (diluated at 1:60). The secondary antibody was Alexa Fluor 488-congugated goat anti-rabbit IgG (green). Counter-stain DAPI was used (blue).

- Enzyme-linked Immunoabsorbent Assay

- Western Blot

  Western blot analysis of Lane 1:293 whole cell lysate, Lane 2: Jurkat whole cell lysate, Lane 3: SH-SY5Y whole cell lysate and Lane 4: U87 whole cell lysate with FOXO3 recombinant monoclonal antibody, clone 1E2 (Cat # RAB04380).

Gene Info — FOXO3

Entrez GeneID	2309
Protein Accession#	O43524
Gene Name	FOXO3
Gene Alias	AF6q21, DKFZp781A0677, FKHRL1, FKHRL1P2, FOXO2, FOXO3A, MGC12739, MGC31925
Gene Description	forkhead box O3
Omim ID	602681
Gene Ontology	Hyperlink
Gene Summary	This gene belongs to the forkhead family of transcription factors which are characterized by a distinct forkhead domain. This gene likely functions as a trigger for apoptosis through expression of genes necessary for cell death. Translocation of this gene with the MLL gene is associated with secondary acute leukemia. Alternatively spliced transcript variants encoding the same protein have been observed. [provided by RefSeq
Other Designations	OTTHUMP00000016944|forkhead box O3A|forkhead homolog (rhabdomyosarcoma) like 1|forkhead, Drosophila, homolog of, in rhabdomyosarcoma-like 1

Copyright © 2023 Abnova Corporation. All Rights Reserved.

Pathway

- Chemokine signaling pathway
- Endometrial cancer
- Neurotrophin signaling pathway
- Non-small cell lung cancer

Disease

- Alzheimer disease
- Amenorrhea
- Cardiovascular Diseases
- Cleft Lip
- Cleft Palate
- Cognition
- Diabetes Mellitus
- Edema
- Genetic Predisposition to Disease
- Infertility
- Narcolepsy
- Obesity
- Ovarian Failure
- Primary Ovarian Insufficiency
- Tobacco Use Disorder
- Tooth Abnormalities

Copyright © 2023 Abnova Corporation. All Rights Reserved.