RecomAb™

CREB1 (phospho S133) recombinant monoclonal antibody, clone 3C11

Catalog # RAB04290 Size 100 uL

Applications

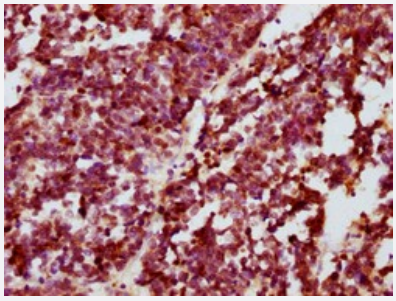

Immunohistochemistry

Immunohistochemical staining of human lung cancer with CREB1 (phospho S133) recombinant monoclonal antibody, clone 3C11 (Cat # RAB04290) (diluated at 1:100)

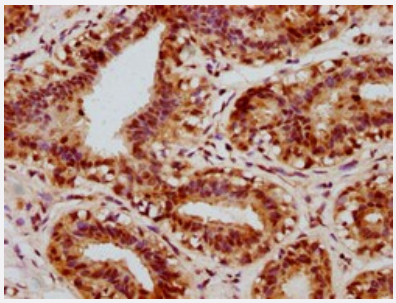

Immunohistochemistry

Immunohistochemical staining of human breast carcinoma with CREB1 (phospho S133) recombinant monoclonal antibody, clone 3C11 (Cat # RAB04290) (diluated at 1:100).

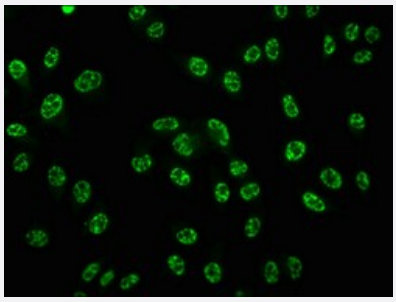

Immunofluorescence

Immunofluorescent staining of Hela cells with CREB1 (phospho S133) recombinant monoclonal antibody, clone 3C11 (Cat # RAB04290) (diluated at 1:100). The secondary antibody was Alexa Fluor 488-congugated goat anti-rabbit IgG (green). Counter-stain DAPI was used (blue).

Copyright © 2023 Abnova Corporation. All Rights Reserved.

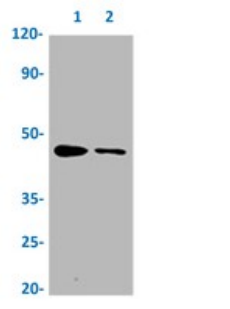

Western Blot

Western blot analysis of Lane 1:Hela whole cell lysate and Lane 2: 293 whole cell lysate with CREB1 (phospho S133) recombinant monoclonal antibody, clone 3C11 (Cat # RAB04290).

Specification

Product Description	Rabbit recombinant monoclonal antibody raised against human CREB1.
Antibody Species	Rabbit
Immunogen	Original antibody is raised against a synthetic phosphopeptide corresponding to residues surrounding S133 of human CREB1.
Theoretical MW (kDa)	Calculated MW: 46 kD
Reactivity	Human
Form	Liquid
Preparation Method	Mammalian cell (HEK293) expression system
Purification	Affinity chromatography
Isotype	IgG
Recommend Usage	ELISA Immunofluorescence (1:20-1:200) Immunohistochemistry (1:50-1:200) Western Blot (1:500-1:5000) The optimal working dilution should be determined by the end user.
Storage Buffer	In PBS, 150 mM NaCl, pH 7.4 (50% glycerol, 0.02% sodium azide)
Storage Instruction	Store at -20 °C or -80 °C. Aliquot to avoid repeated freezing and thawing.
Note	This product contains sodium azide: a POISONOUS AND HAZARDOUS SUBSTANCE which should be handled by trained staff only.

Copyright © 2023 Abnova Corporation. All Rights Reserved.

Applications

- Immunohistochemistry

  Immunohistochemical staining of human lung cancer with CREB1 (phospho S133) recombinant monoclonal antibody, clone 3C11 (Cat # RAB04290) (diluated at 1:100)

- Immunohistochemistry

  Immunohistochemical staining of human breast carcinoma with CREB1 (phospho S133) recombinant monoclonal antibody, clone 3C11 (Cat # RAB04290) (diluated at 1:100).

- Immunofluorescence

  Immunofluorescent staining of Hela cells with CREB1 (phospho S133) recombinant monoclonal antibody, clone 3C11 (Cat # RAB04290) (diluated at 1:100). The secondary antibody was Alexa Fluor 488-congugated goat anti-rabbit IgG (green). Counter-stain DAPI was used (blue).

- Enzyme-linked Immunoabsorbent Assay

- Western Blot

  Western blot analysis of Lane 1:Hela whole cell lysate and Lane 2: 293 whole cell lysate with CREB1 (phospho S133) recombinant monoclonal antibody, clone 3C11 (Cat # RAB04290).

Gene Info — CREB1

Entrez GeneID	1385
Protein Accession#	P16220
Gene Name	CREB1
Gene Alias	CREB, MGC9284
Gene Description	cAMP responsive element binding protein 1
Omim ID	123810
Gene Ontology	Hyperlink
Gene Summary	This gene encodes a transcription factor that is a member of the leucine zipper family of DNA bin ding proteins. This protein binds as a homodimer to the cAMP-responsive element, an octameric palindrome. The protein is phosphorylated by several protein kinases, and induces transcription o f genes in response to hormonal stimulation of the cAMP pathway. Alternate splicing of this gene r esults in two transcript variants encoding different isoforms. [provided by RefSeq

Copyright © 2023 Abnova Corporation. All Rights Reserved.

Other Designations	active transcription factor CREB|cAMP-response element-binding protein-1|transactivator protein

Pathway

- Antigen processing and presentation
- Melanogenesis
- Prostate cancer

Disease

- Alcoholism
- Alzheimer disease
- Anorexia Nervosa
- Arousal
- Asthma
- Avoidance Learning
- Bipolar Disorder
- Bulimia
- Cardiovascular Diseases
- Choice Behavior
- Cognition
- Depressive Disorder
- Diabetes Complications
- Diabetes Mellitus
- Disease Models
- Dominance
- Edema
- Genetic Predisposition to Disease

Copyright © 2023 Abnova Corporation. All Rights Reserved.

- Inflammation
- Lymphoma
- Memory
- Metabolic Syndrome X
- Mood Disorders
- Neoplasms
- Osteoporosis
- Pattern Recognition
- Personality Inventory
- Psychiatric Status Rating Scales
- Psychomotor Performance
- Schizophrenia
- Schizophrenic Psychology
- Sleep Disorders
- Weight Gain

Copyright © 2023 Abnova Corporation. All Rights Reserved.