RecomAb™

# CREB1 recombinant monoclonal antibody

Catalog # RAB02660 Size 100 uL

## Applications

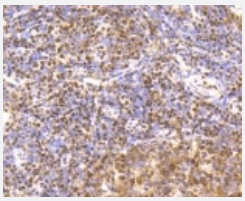

### Immunohistochemistry (Formalin/PFA-fixed paraffin-embedded sections)

Immunohistochemical analysis of paraffin-embedded human tonsil tissue using CREB1 recombinant monoclonal antibody (Cat # RAB02660). Counter stained with hematoxylin.

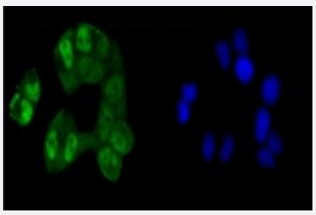

### Immunocytochemistry

Immunocytochemical staining of HeLa cells using CREB1 recombinant monoclonal antibody (Cat # RAB02660)(green). The nuclear counter stain is DAPI (blue). Cells were fixed in paraformaldehyde, permeabilised with 0.25% Triton *100/PBS.

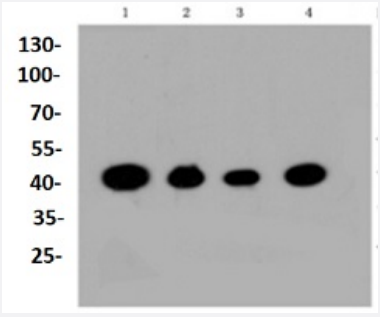


### Western Blot (Cell lysate)

Western blot analysis of Lane1:Hela whole cell lysate Lane2:HepG2 whole cell lysate Lane3:Jurkat whole cell lysate Lane4:NIH/3T3 whole cell lysate with CREB1 recombinant monoclonal antibody (Cat # RAB02660) at 1:1000 dilution.

## Specification

| | |
|---|---|
| **Product Description** | Rabbit recombinant monoclonal antibody raised against CREB1. |

Copyright © 2023 Abnova Corporation. All Rights Reserved.

| | |
|---|---|
| **Antibody Species** | Rabbit |
| **Immunogen** | Original antibody is raised against recombinant CREB1. |
| **Theoretical MW (kDa)** | 38 |
| **Reactivity** | Human, Mouse, Rat, Zebra fish |
| **Specificity** | This antibody detects endogenous levels of CREB and does not cross-react with related proteins. |
| **Form** | Liquid |
| **Preparation Method** | Mammalian cell (HEK293) expression system |
| **Purification** | Protein A purification |
| **Isotype** | IgG |
| **Recommend Usage** | Flow Cytometry (1:10-1:100)<br>Immunocytochemistry (1:50-1:200)<br>Immunofluorescence (1:50-1:200)<br>Immunohistochemistry (1:50-1:200)<br>Immunoprecipitation (1:50-1:200)<br>Western Blot (1:1000-1:5000)<br>The optimal working dilution should be determined by the end user. |
| **Storage Buffer** | In PBS , pH7.2 (0.02% sodium azide and 50% glycerol) |
| **Storage Instruction** | Store at 4°C short term.<br>Aliquot and store at -20°C long term.<br>Avoid freeze-thaw cycles. |
| **Note** | This product contains sodium azide: a POISONOUS AND HAZARDOUS SUBSTANCE which shoul d be handled by trained staff only. |

## Applications

- Immunohistochemistry (Formalin/PFA-fixed paraffin-embedded sections)

  Immunohistochemical analysis of paraffin-embedded human tonsil tissue using CREB1 recombinant monoclonal antibody (Cat # RAB02660). Counter stained with hematoxylin.

- Immunofluorescence

- Immunocytochemistry

  Immunocytochemical staining of HeLa cells using CREB1 recombinant monoclonal antibody (Cat # RAB02660)(green). The nuclear counter stain is DAPI (blue). Cells were fixed in paraformaldehyde, permeabilised with 0.25% Triton *100/PBS.

Copyright © 2023 Abnova Corporation. All Rights Reserved.

- Flow Cytometry
- Immunoprecipitation
- Western Blot (Cell lysate)

  Western blot analysis of Lane1:Hela whole cell lysate Lane2:HepG2 whole cell lysate Lane3:Jurkat whole cell lysate Lane4:NIH/3T3 whole cell lysate with CREB1 recombinant monoclonal antibody (Cat # RAB02660) at 1:1000 dilution.

## Gene Info — CREB1

| | |
|---|---|
| **Entrez GeneID** | 1385 |
| **Protein Accession#** | P16220 |
| **Gene Name** | CREB1 |
| **Gene Alias** | CREB, MGC9284 |
| **Gene Description** | cAMP responsive element binding protein 1 |
| **Omim ID** | 123810 |
| **Gene Ontology** | Hyperlink |
| **Gene Summary** | This gene encodes a transcription factor that is a member of the leucine zipper family of DNA bin ding proteins. This protein binds as a homodimer to the cAMP-responsive element, an octameric palindrome. The protein is phosphorylated by several protein kinases, and induces transcription o f genes in response to hormonal stimulation of the cAMP pathway. Alternate splicing of this gene r esults in two transcript variants encoding different isoforms. [provided by RefSeq |
| **Other Designations** | active transcription factor CREB\|cAMP-response element-binding protein-1\|transactivator protein |

## Pathway

- Antigen processing and presentation
- Melanogenesis
- Prostate cancer

## Disease

- Alcoholism

Copyright © 2023 Abnova Corporation. All Rights Reserved.

- Alzheimer disease
- Anorexia Nervosa
- Arousal
- Asthma
- Avoidance Learning
- Bipolar Disorder
- Bulimia
- Cardiovascular Diseases
- Choice Behavior
- Cognition
- Depressive Disorder
- Diabetes Complications
- Diabetes Mellitus
- Disease Models
- Dominance
- Edema
- Genetic Predisposition to Disease
- Inflammation
- Lymphoma
- Memory
- Metabolic Syndrome X
- Mood Disorders
- Neoplasms
- Osteoporosis
- Pattern Recognition
- Personality Inventory

Copyright © 2023 Abnova Corporation. All Rights Reserved.

- Psychiatric Status Rating Scales
- Psychomotor Performance
- Schizophrenia
- Schizophrenic Psychology
- Sleep Disorders
- Weight Gain

Copyright © 2023 Abnova Corporation. All Rights Reserved.