RecomAb™

SMARCA2 recombinant monoclonal antibody

Catalog # RAB02610 Size 100 uL

Applications

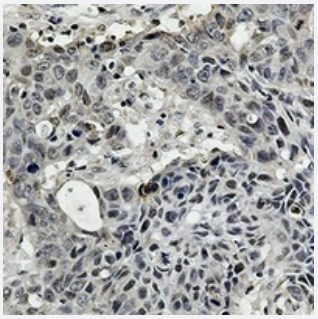

Immunohistochemistry (Formalin/PFA-fixed paraffin-embedded sections)

Immunohistochemical analysis of human lung cancer formalin fixed paraffin embedded tissue section using SMARCA2 recombinant monoclonal antibody (Cat # RAB02610). The section was pre-treated using heat mediated antigen retrieval with sodium citrate buffer (pH 6.100). The section was then incubated with the antibody at room temperature and detected using an HRP conjugated compact polymer system. DAB was used as the chromogen. The section was then counterstained with haematoxylin and mounted with DPX.

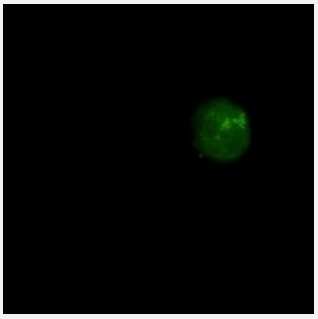

Immunofluorescence

Immunofluorescent analysis of HEK293 cells with SMARCA2 recombinant monoclonal antibody (Cat # RAB02610). Formalin-fixed cells were permeabilized with 0.1% Triton X-100 in TBS for 5-10 minutes and blocked with 3% BSA-PBS for 30 minutes at room temperature. Cells were probed with the primary antibody in 3% BSA-PBS and incubated overnight at 4 °C in a hidified chamber. Cells were washed with PBST and incubated with a AF488-conjugated secondary antibody (green) in PBS at room temperature in the dark.



Western Blot (Cell lysate)

Western blot analysis of A549 (A), HL60 (B), U2OS (C) whole cell lysates with SMARCA2 recombinant monoclonal antibody (Cat # RAB02610).

Copyright © 2023 Abnova Corporation. All Rights Reserved.

Specification

Product Description	Rabbit recombinant monoclonal antibody raised against human SMARCA2.
Antibody Species	Rabbit
Immunogen	Original antibody is raised against a synthetic peptide of human SMARCA2.
Theoretical MW (kDa)	200
Reactivity	Human
Specificity	Recognizes endogenous levels of BRM protein.
Form	Liquid
Preparation Method	Mammalian cell (HEK293) expression system
Purification	Immunogen affinity chromatography
Isotype	IgG
Recommend Usage	Immunocytochemistry (1:50-1:100) Immunofluorescence (1:50-1:100) Immunohistochemistry (1:50-1:100) Western Blot (1:500-1:1000)
Storage Buffer	In 50mM Tris-Glycine, pH 7.4 (0.15M NaCl, 50% Glycerol, 0.01% Sodium azide and 0.05% BSA)
Storage Instruction	Store at 4°C short term. Aliquot and store at -20°C long term. Avoid freeze-thaw cycles.
Note	This product contains sodium azide: a POISONOUS AND HAZARDOUS SUBSTANCE which shoul d be handled by trained staff only.

Applications

- Immunohistochemistry (Formalin/PFA-fixed paraffin-embedded sections)

  Immunohistochemical analysis of human lung cancer formalin fixed paraffin embedded tissue section using SMARCA2 recombinant monoclonal antibody (Cat # RAB02610). The section was pre-treated using heat mediated antigen retrieval with sodium citrate buffer (pH 6.100). The section was then incubated with the antibody at room temperature and detected using an HRP conjugated compact polymer system. DAB was used as the chromogen. The section was then counterstained with haematoxylin and mounted with DPX.

Copyright © 2023 Abnova Corporation. All Rights Reserved.

- Immunofluorescence

  Immunofluorescent analysis of HEK293 cells with SMARCA2 recombinant monoclonal antibody (Cat # RAB02610). Formalin-fixed cells were permeabilized with 0.1% Triton X-100 in TBS for 5-10 minutes and blocked with 3% BSA-PBS for 30 minutes at room temperature. Cells were probed with the primary antibody in 3% BSA-PBS and incubated overnight at 4 °C in a hidified chamber. Cells were washed with PBST and incubated with a AF488-conjugated secondary antibody (green) in PBS at room temperature in the dark.

- Immunocytochemistry

- Western Blot (Cell lysate)

  Western blot analysis of A549 (A), HL60 (B), U2OS (C) whole cell lysates with SMARCA2 recombinant monoclonal antibody (Cat # RAB02610).

Gene Info — SMARCA2

Entrez GeneID	6595
Protein Accession#	P51531
Gene Name	SMARCA2
Gene Alias	BAF190, BRM, FLJ36757, MGC74511, SNF2, SNF2L2, SNF2LA, SWI2, Sth1p, hBRM, hSNF2a
Gene Description	SWI/SNF related, matrix associated, actin dependent regulator of chromatin, subfamily a, member 2
Omim ID	600014
Gene Ontology	Hyperlink
Gene Summary	The protein encoded by this gene is a member of the SWI/SNF family of proteins and is highly similar to the brahma protein of Drosophila. Members of this family have helicase and ATPase activities and are thought to regulate transcription of certain genes by altering the chromatin structure around those genes. The encoded protein is part of the large ATP-dependent chromatin remodeling complex SNF/SWI, which is required for transcriptional activation of genes normally repressed by chromatin. Two transcript variants encoding different isoforms have been found for this gene, which contains a trinucleotide repeat (CAG) length polymorphism. [provided by RefSeq
Other Designations	OTTHUMP00000020970|OTTHUMP00000020971|SNF2-alpha|SNF2-like 2|SNF2/SWI2-like protein 2|SWI/SNF-related matrix-associated actin-dependent regulator of chromatin a2|global transcription activator homologous sequence|sucrose nonfermenting 2-like protein 2

Disease

- Breast cancer

Copyright © 2023 Abnova Corporation. All Rights Reserved.

- Breast Neoplasms
- Schizophrenia
- Tobacco Use Disorder

Copyright © 2023 Abnova Corporation. All Rights Reserved.