RecomAb™

FTH1 recombinant monoclonal antibody, clone R03-3D9

Catalog # RAB01662 Size 100 uL

Applications

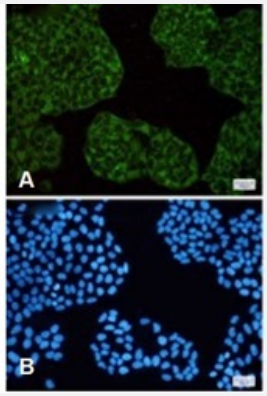

Immunocytochemistry

Immunocytochemical staining of Hela with Ferritin recombinant monoclonal antibody, clone R03-3D9 (Cat # RAB01662). (A) Ferritin (green) and (B) DAPI (blue).



Western Blot

Western blot analysis of Ferritin in Raw264.7 lysates using human Ferritin recombinant monoclonal antibody, clone R03-3D9 (Cat # RAB01662).

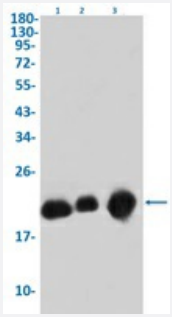

Western Blot

Western blot analysis of Ferritin of Lane 1: K562, Lane 2: CHO-K1 and Lane 3: Hela lysates with Ferritin recombinant monoclonal antibody, clone R03-3D9 (Cat # RAB01662).

Specification

Copyright © 2023 Abnova Corporation. All Rights Reserved.

Product Description	Rabbit recombinant monoclonal antibody raised against synthetic peptide of human Ferritin.
Antibody Species	Rabbit
Immunogen	Original antibody is raised against a synthetic peptide corresponding to human Ferritin
Theoretical MW (kDa)	Calculated MW: 21 kD
Reactivity	Human
Form	Liquid
Preparation Method	Mammalian cell (CHO) expression system
Purification	Affinity purification
Isotype	IgG
Recommend Usage	Immunofluorescence (1:50-1:200) Western Blot (1:500-1:1000) The optimal working dilution should be determined by the end user.
Storage Buffer	In 50 mM Tris-Glycine pH 7.4 (0.15 M NaCl, 40% Glycerol, 0.01% Sodium azide and 0.05% BSA).
Storage Instruction	Store at 4°C for short term. For long term storage store at -20°C. Aliquot to avoid repeated freezing and thawing.
Note	This product contains sodium azide: a POISONOUS AND HAZARDOUS SUBSTANCE which shoul d be handled by trained staff only.

Applications

- Immunocytochemistry

  Immunocytochemical staining of Hela with Ferritin recombinant monoclonal antibody, clone R03-3D9 (Cat # RAB01662). (A) Ferritin (green) and (B) DAPI (blue).

- Western Blot

  Western blot analysis of Ferritin in Raw264.7 lysates using human Ferritin recombinant monoclonal antibody, clone R03-3D9 (Cat # RAB01662).

- Western Blot

  Western blot analysis of Ferritin of Lane 1: K562, Lane 2: CHO-K1 and Lane 3: Hela lysates with Ferritin recombinant monoclonal antibody, clone R03-3D9 (Cat # RAB01662).

Gene Info — FTH1

Copyright © 2023 Abnova Corporation. All Rights Reserved.

Entrez GeneID	2495
Protein Accession#	P02794
Gene Name	FTH1
Gene Alias	FHC, FTH, FTHL6, MGC104426, PIG15, PLIF
Gene Description	ferritin, heavy polypeptide 1
Omim ID	134770
Gene Ontology	Hyperlink
Gene Summary	This gene encodes the heavy subunit of ferritin, the major intracellular iron storage protein in prok aryotes and eukaryotes. It is composed of 24 subunits of the heavy and light ferritin chains. Variati on in ferritin subunit composition may affect the rates of iron uptake and release in different tissue s. A major function of ferritin is the storage of iron in a soluble and nontoxic state. Defects in ferriti n proteins are associated with several neurodegenerative diseases. This gene has multiple pseu dogenes. Several alternatively spliced transcript variants have been observed, but their biological validity has not been determined. [provided by RefSeq
Other Designations	apoferritin|placenta immunoregulatory factor|proliferation-inducing protein 15

Pathway

- Porphyrin and chlorophyll metabolism

Disease

- Parkinson disease

Copyright © 2023 Abnova Corporation. All Rights Reserved.