RecomAb™

IL2RA recombinant monoclonal antibody, clone Daclizumab

Catalog # RAB01169 Size 200 ug

Applications

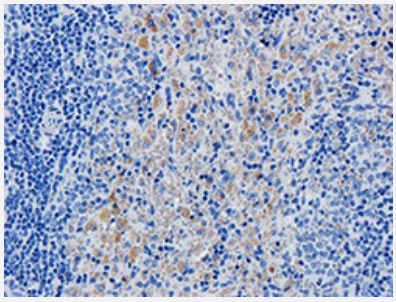

Immunohistochemistry

Immunohistochemistry analysis of formalin fixed rat spleen slices were were stained at 5 ug/mL.

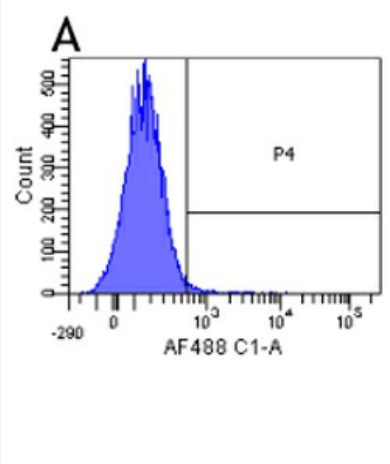

Flow Cytometry

Flow-cytometry were stained with an isotype control at a concentration of 1 ug/mL for 30 mins at RT. After washing, bound antibody was detected using a AF488 conjugated donkey anti-rabbit antibody and cells analysed on a FACSCanto flow-cytometer.

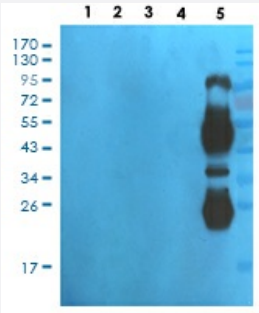

Western Blot

Western Blot analysis were resolved on a 10% SDS PAGE gel and blots probed at 1.5 ug/mL before being detected by a secondary antibody. The expected band size (31 kDa) is seen in the human-derived sample, as well as further bands that are specific to human.

Copyright © 2023 Abnova Corporation. All Rights Reserved.

Specification

Product Description	Mouse recombinant monoclonal antibody raised against human IL-2R.
Antibody Species	Mouse
Immunogen	Original antibody is raised against cultured T-cells derived from a patient with Mycosis fungoides.
Reactivity	Human
Specificity	Binds to p55 chain of IL2R on human T cells, Tac antigen, which is expressed on T cells activated by mitogens, soluble antigens, and alloantigens but not on resting T cells, thymocytes, B cells, monocytes, activated B cells, leukemic T cell blasts from patients with acute lymphoblastic leukemia, and long-term T cell lines.
Form	Liquid
Preparation Method	Mammalian cell (HEK293) expression system
Purification	Protein A affinity purification
Isotype	IgG1, Kappa
Recommend Usage	Flow cytometry Immunohistochemistry Western Blot The optimal working dilution should be determined by the end user.
Storage Buffer	In PBS with 0.02% Proclin 300
Storage Instruction	Store at 4°C for up to 3 months. For longer storage, aliquot and store at -20°C.

Applications

- Immunohistochemistry

  Immunohistochemistry analysis of formalin fixed rat spleen slices were were stained at 5 ug/mL.

- Flow Cytometry

  Flow-cytometry were stained with an isotype control at a concentration of 1 ug/mL for 30 mins at RT. After washing, bound antibody was detected using a AF488 conjugated donkey anti-rabbit antibody and cells analysed on a FACSCanto flow-cytometer.

Copyright © 2023 Abnova Corporation. All Rights Reserved.

- Western Blot

  Western Blot analysis were resolved on a 10% SDS PAGE gel and blots probed at 1.5 ug/mL before being detected by a secondary antibody. The expected band size (31 kDa) is seen in the human-derived sample, as well as further bands that are specific to human.

Gene Info — IL2RA

Entrez GeneID	3559
Protein Accession#	P01589
Gene Name	IL2RA
Gene Alias	CD25, IDDM10, IL2R, TCGFR
Gene Description	interleukin 2 receptor, alpha
Omim ID	147730 601942
Gene Ontology	Hyperlink
Gene Summary	The interleukin 2 (IL2) receptor alpha (IL2RA) and beta (IL2RB) chains, together with the common gamma chain (IL2RG), constitute the high-affinity IL2 receptor. Homodimeric alpha chains (IL2RA) result in low-affinity receptor, while homodimeric beta (IL2RB) chains produce a medium-affinity r eceptor. Normally an integral-membrane protein, soluble IL2RA has been isolated and determine d to result from extracellular proteolyisis. Alternately-spliced IL2RA mRNAs have been isolated, b ut the significance of each is presently unknown. [provided by RefSeq
Other Designations	Interleukin-2 receptor|OTTHUMP00000019030|OTTHUMP00000044870|interleukin 2 receptor, al pha chain

Pathway

- Cytokine-cytokine receptor interaction
- Endocytosis
- Hematopoietic cell lineage
- Jak-STAT signaling pathway

Disease

- Acquired Immunodeficiency Syndrome

Copyright © 2023 Abnova Corporation. All Rights Reserved.

- Addison Disease
- Alopecia Areata
- Alzheimer Disease
- Arthritis
- Asthma
- Atrial Fibrillation
- Autoimmune Diseases
- Bronchiolitis
- Carcinoma
- Cardiovascular Diseases
- Celiac Disease
- Chorioamnionitis
- Colitis
- Connective Tissue Diseases
- Crohn Disease
- Diabetes Mellitus
- Disease Progression
- Edema
- Fetal Diseases
- Fetal Membranes
- Genetic Predisposition to Disease
- Graves Disease
- Hyperparathyroidism
- Hypersensitivity
- Infant

Copyright © 2023 Abnova Corporation. All Rights Reserved.

- Infection
- Inflammation
- Lupus Erythematosus
- Measles
- Melanoma
- Multiple Sclerosis
- Mumps
- Musculoskeletal Diseases
- Obstetric Labor
- Prediabetic State
- Pre-Eclampsia
- Pregnancy Complications
- Premature Birth
- Prostatic Neoplasms
- Respiratory Syncytial Virus Infections
- Rubella
- Skin Diseases
- Thyroid Diseases
- Vasculitis
- Vitiligo

Copyright © 2023 Abnova Corporation. All Rights Reserved.