BIRC5 polyclonal antibody

Catalog # PAB18224 Size 100 ug

Applications

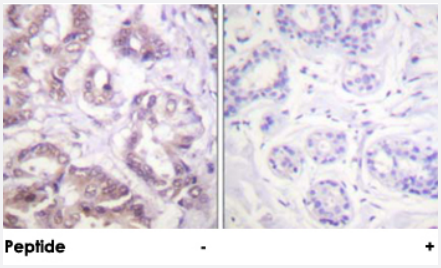

Immunohistochemistry (Formalin/PFA-fixed paraffin-embedded sections)

Immunohistochemical analysis of paraffin-embedded human breast carcinoma tissue using BIRC5 polyclonal antibody (Cat # PAB18224).
Peptide "+" means "peptide blocking".

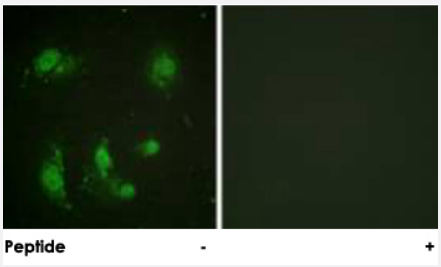

Immunofluorescence

Immunofluorescence analysis of HeLa cells, using BIRC5 polyclonal antibody (Cat # PAB18224).
Peptide "+" means "peptide blocking".

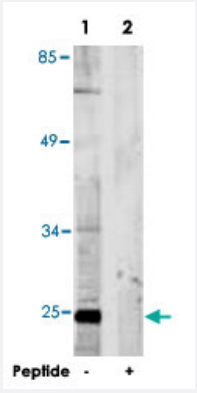

Western Blot (Cell lysate)

Western blot analysis of extracts from mouse lung cells, using BIRC5 polyclonal antibody (Cat # PAB18224).
Peptide "+" means "peptide blocking".

Specification

Product Description	Rabbit polyclonal antibody raised against synthetic peptide of BIRC5.

Copyright © 2023 Abnova Corporation. All Rights Reserved.

Immunogen	A synthetic peptide corresponding to residues surrounding T117 of human BIRC5.
Host	Rabbit
Reactivity	Human, Mouse, Rat
Specificity	This antibody is specific to BIRC5.
Form	Liquid
Purification	Affinity purification
Concentration	1 mg/mL
Recommend Usage	Western Blot (1:500-1:1000) Immunohistochemistry (1:50-1:100) Immunofluorescence (1:500-1:1000) ELISA (1:5000) The optimal working dilution should be determined by the end user.
Storage Buffer	In PBS, 150mM NaCl, pH 7.4 (50% glycerol, 0.02% sodium azide)
Storage Instruction	Store at -20°C. Aliquot to avoid repeated freezing and thawing.
Note	This product contains sodium azide: a POISONOUS AND HAZARDOUS SUBSTANCE which shoul d be handled by trained staff only.

Applications

- Immunohistochemistry (Formalin/PFA-fixed paraffin-embedded sections)

  Immunohistochemical analysis of paraffin-embedded human breast carcinoma tissue using BIRC5 polyclonal antibody (Cat # PAB18224).
  Peptide "+" means "peptide blocking".

- Immunofluorescence

  Immunofluorescence analysis of HeLa cells, using BIRC5 polyclonal antibody (Cat # PAB18224).
  Peptide "+" means "peptide blocking".

- Enzyme-linked Immunoabsorbent Assay

- Western Blot (Cell lysate)

  Western blot analysis of extracts from mouse lung cells, using BIRC5 polyclonal antibody (Cat # PAB18224).
  Peptide "+" means "peptide blocking".

Copyright © 2023 Abnova Corporation. All Rights Reserved.

Gene Info — BIRC5

Entrez GeneID	332
Protein Accession#	O15392
Gene Name	BIRC5
Gene Alias	API4, EPR-1
Gene Description	baculoviral IAP repeat-containing 5
Omim ID	603352
Gene Ontology	Hyperlink
Gene Summary	This gene is a member of the inhibitor of apoptosis (IAP) gene family, which encode negative regulatory proteins that prevent apoptotic cell death. IAP family members usually contain multiple baculovirus IAP repeat (BIR) domains, but this gene encodes proteins with only a single BIR domain. The encoded proteins also lack a C-terminus RING finger domain. Gene expression is high during fetal development and in most tumors yet low in adult tissues. Antisense transcripts are involved in the regulation of this gene's expression. At least four transcript variants encoding distinct isoforms have been found for this gene, but the full-length natures of only three of them have been determined. [provided by RefSeq
Other Designations	apoptosis inhibitor 4|baculoviral IAP repeat-containing protein 5|survivin variant 3 alpha

Publication Reference

- Knockdown of TRIM44 inhibits the progression of ovarian cancer and is related to the FOXM1-EZH2 signaling pathway.

  Fanling Meng, Jing Ding, Wei Xu, Chang Luo, Xihai Chen, Ruichun Zhang, Lin Sui, Yuanlong Hu, Shuang Liu, Guangyue Shi, Yunlong He, Xin Ning, Rong Ma, Ning Huang.

  Translational Cancer Research 2022 Feb; 11(2):414.

  Application: WB-Tr, Human, SKOV3 cells

- Phosphoproteome analysis of the human mitotic spindle.

  Nousiainen M, Sillje HH, Sauer G, Nigg EA, Korner R.

  PNAS 2006 Apr; 103(14):5391.

Copyright © 2023 Abnova Corporation. All Rights Reserved.

- Molecular cloning and bioinformatics analysis of a novel spliced variant of survivin from human breast cancer cells.

  Zheng W, Ma X, Wei D, Wang T, Ma Y, Yang S.

  DNA Sequence: the Journal of DNA Sequencing and Mapping 2005 Oct; 16(5):321.

- Identification of a novel splice variant of the human anti-apoptopsis gene survivin.

  Badran A, Yoshida A, Ishikawa K, Goi T, Yamaguchi A, Ueda T, Inuzuka M.

  Biochemical and Biophysical Research Communications 2004 Feb; 314(3):902.

Pathway

- Colorectal cancer
- Pathways in cancer

Disease

- Adenocarcinoma
- Carcinoma
- Cell Transformation
- Colorectal Neoplasms
- Esophageal Neoplasms
- Genetic Predisposition to Disease
- Head and Neck Neoplasms
- Kidney Failure
- Leukemia
- Lung Neoplasms
- Lymphatic Metastasis
- Neoplasm Recurrence
- Neoplasms

Copyright © 2023 Abnova Corporation. All Rights Reserved.

- Neovascularization
- Pancreatic Neoplasms
- Papillomavirus Infections
- Stomach Neoplasms
- Urologic Neoplasms
- Uterine Cervical Neoplasms

Copyright © 2023 Abnova Corporation. All Rights Reserved.