NR3C1 polyclonal antibody

Catalog # PAB18124 Size 100 ug

Applications

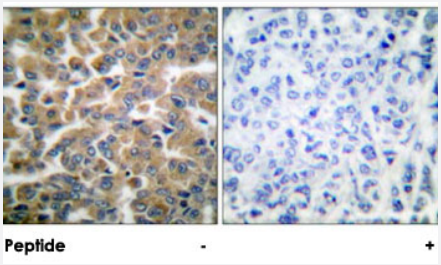

Immunohistochemistry (Formalin/PFA-fixed paraffin-embedded sections)

Immunohistochemical analysis of paraffin-embedded human breast carcinoma tissue using NR3C1 polyclonal antibody (Cat # PAB18124).
Peptide "+" means "peptide blocking".

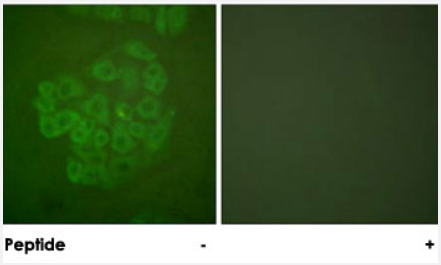

Immunofluorescence

Immunofluorescence analysis of A-549 cells, using NR3C1 polyclonal antibody (Cat # PAB18124).
Peptide "+" means "peptide blocking".

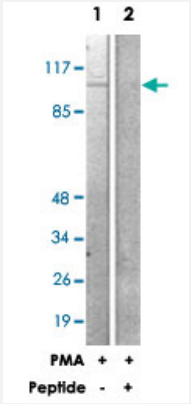

Western Blot (Cell lysate)

Western blot analysis of extracts from HeLa cells treated with PMA (125 ng/mL, 30 min), using NR3C1 polyclonal antibody (Cat # PAB18124).
Peptide "+" means "peptide blocking".

Specification

Product Description	Rabbit polyclonal antibody raised against synthetic peptide of NR3C1.

Copyright © 2023 Abnova Corporation. All Rights Reserved.

Immunogen	A synthetic peptide corresponding to human NR3C1.
Host	Rabbit
Reactivity	Human, Mouse, Rat
Specificity	This antibody is specific to NR3C1.
Form	Liquid
Purification	Affinity purification
Concentration	1 mg/mL
Recommend Usage	Western Blot (1:500-1:1000) Immunohistochemistry (1:50-1:100) Immunofluorescence (1:500-1:1000) ELISA (1:40000) The optimal working dilution should be determined by the end user.
Storage Buffer	In PBS, 150mM NaCl, pH 7.4 (50% glycerol, 0.02% sodium azide)
Storage Instruction	Store at -20°C. Aliquot to avoid repeated freezing and thawing.
Note	This product contains sodium azide: a POISONOUS AND HAZARDOUS SUBSTANCE which shoul d be handled by trained staff only.

Applications

- Immunohistochemistry (Formalin/PFA-fixed paraffin-embedded sections)

  Immunohistochemical analysis of paraffin-embedded human breast carcinoma tissue using NR3C1 polyclonal antibody (Cat # PAB18124).
  Peptide "+" means "peptide blocking".

- Immunofluorescence

  Immunofluorescence analysis of A-549 cells, using NR3C1 polyclonal antibody (Cat # PAB18124).
  Peptide "+" means "peptide blocking".

- Enzyme-linked Immunoabsorbent Assay

- Western Blot (Cell lysate)

  Western blot analysis of extracts from HeLa cells treated with PMA (125 ng/mL, 30 min), using NR3C1 polyclonal antibody (Cat # PAB18124).
  Peptide "+" means "peptide blocking".

Copyright © 2023 Abnova Corporation. All Rights Reserved.

Gene Info — NR3C1

Entrez GeneID	2908
Protein Accession#	P04150
Gene Name	NR3C1
Gene Alias	GCCR, GCR, GR, GRL
Gene Description	nuclear receptor subfamily 3, group C, member 1 (glucocorticoid receptor)
Omim ID	138040
Gene Ontology	Hyperlink
Gene Summary	The protein encoded by this gene is a receptor for glucocorticoids that can act as both a transcrip tion factor and as a regulator of other transcription factors. This protein can also be found in heter omeric cytoplasmic complexes along with heat shock factors and immunophilins. The protein is ty pically found in the cytoplasm until it binds a ligand, which induces transport into the nucleus. Mutat ions in this gene are a cause of glucocorticoid resistance, or cortisol, resistance. Alternate splicin g, the use of at least three different promoters, and alternate translation initiation sites result in sev eral transcript variants encoding the same protein or different isoforms, but the full-length nature of some variants has not been determined. [provided by RefSeq
Other Designations	nuclear receptor subfamily 3, group C, member 1

Publication Reference

- Modulation of glucocorticoid receptor phosphorylation and transcriptional activity by a C-terminal-associated protein phosphatase.

  Wang Z, Chen W, Kono E, Dang T, Garabedian MJ.

  Molecular Endocrinology (Baltimore, Md.) 2007 Mar; 21(3):625.

  Application: WB, Human, U-2 OS cells

- p38 Mitogen-activated protein kinase (MAPK) is a key mediator in glucocorticoid-induced apoptosis of lymphoid cells: correlation between p38 MAPK activation and site-specific phosphorylation of the human glucocorticoid receptor at serine 211.

  Miller AL, Webb MS, Copik AJ, Wang Y, Johnson BH, Kumar R, Thompson EB.

  Molecular Endocrinology (Baltimore, Md.) 2005 Jun; 19(6):1569.

Copyright © 2023 Abnova Corporation. All Rights Reserved.

- Effects of aerobic training on pyruvate dehydrogenase and pyruvate dehydrogenase kinase in human skeletal muscle.

  LeBlanc PJ, Peters SJ, Tunstall RJ, Cameron-Smith D, Heigenhauser GJ.

  The Journal of Physiology 2004 Jun; 557(Pt 2):559.

Pathway

- Neuroactive ligand-receptor interaction

Disease

- Abortion
- Addison Disease
- Adenoma
- Adrenal Gland Neoplasms
- Adrenal hyperplasia
- Arthritis
- Asthma
- Atherosclerosis
- Bipolar Disorder
- Birth Weight
- Breast cancer
- Bronchiolitis
- Calcinosis
- Carcinoma
- Cardiovascular Diseases
- Celiac Disease
- Cerebral Arterial Diseases

Copyright © 2023 Abnova Corporation. All Rights Reserved.

- Cerebral Infarction
- Chronic Disease
- Cleft Lip
- Cleft Palate
- Cognition
- Colitis
- Colorectal Neoplasms
- Combat Disorders
- Connective Tissue Diseases
- Coronary Artery Disease
- Coronary Disease
- Crohn Disease
- Cushing Syndrome
- Cystic fibrosis
- Dementia
- Demyelinating Diseases
- Depressive Disorder
- Diabetes Mellitus
- Disease Models
- Disease Progression
- Disease Susceptibility
- Drug Toxicity
- Ductus Arteriosus
- Dyslipidemias
- Edema
- Fatigue

Copyright © 2023 Abnova Corporation. All Rights Reserved.

- Fatigue Syndrome
- Fetal Diseases
- Fractures
- Genetic Predisposition to Disease
- Glaucoma
- Glucose Intolerance
- Graves Ophthalmopathy
- Growth Disorders
- Guillain-Barre Syndrome
- HELLP Syndrome
- Hirsutism
- Hyperandrogenism
- Hypercholesterolemia
- Hyperlipoproteinemia Type II
- Hypertension
- Infant
- Infection
- Infertility
- Inflammation
- Insulin Resistance
- Kidney Failure
- Leukemia
- Lung Diseases
- Lupus Erythematosus
- Lymphoma
- Memory

Copyright © 2023 Abnova Corporation. All Rights Reserved.

- Mental Disorders
- Mental Processes
- Metabolic Syndrome X
- Mood Disorders
- Multiple Organ Failure
- Multiple Sclerosis
- Musculoskeletal Diseases
- Myasthenia Gravis
- Myocardial Infarction
- Neoplasms
- Nephrotic Syndrome
- Neuropsychological Tests
- Obesity
- Ocular Hypertension
- Osteonecrosis
- Osteoporosis
- Ovarian cancer
- Ovarian Failure
- Pain
- Pituitary Neoplasms
- Polycystic Ovary Syndrome
- Pregnancy Complications
- Premature Birth
- Prostate cancer
- Prostatic Neoplasms
- Proteinuria

Copyright © 2023 Abnova Corporation. All Rights Reserved.

- Pseudomonas Infections
- Psoriasis
- Psychiatric Status Rating Scales
- Psychophysiologic Disorders
- Psychotic Disorders
- Puberty
- Pulmonary Disease
- Reaction Time
- Recognition (Psychology)
- Recurrence
- Respiratory Distress Syndrome
- Respiratory Syncytial Virus Infections
- Retinal Diseases
- Schizophrenia
- Sepsis
- Skin Diseases
- Skin Neoplasms
- Sleep Disorders
- Somatoform Disorders
- Stomach Neoplasms
- Stress
- Stress Disorders
- Thrombophilia
- Tobacco Use Disorder
- Ventricular Dysfunction

Copyright © 2023 Abnova Corporation. All Rights Reserved.

- Weight Gain
- Wounds and Injuries

Copyright © 2023 Abnova Corporation. All Rights Reserved.